



# **BUDGET** The United States Department of the Interior **JUSTIFICATIONS**

and Performance Information  
Fiscal Year 2019

## **FISH AND WILDLIFE SERVICE**

NOTICE: These budget justifications are prepared for the Interior, Environment and Related Agencies Appropriations Subcommittees. Approval for release of the justifications prior to their printing in the public record of the Subcommittee hearings may be obtained through the Office of Budget of the Department of the Interior.



Printed on  
Recycled Paper



**DEPARTMENT OF THE INTERIOR  
U.S. Fish and Wildlife Service**

***Fiscal Year 2019 President’s Budget***

**Table of Contents**

**Executive Summary** ..... EX - 1  
 Organization Chart ..... EX - 4  
 Overview of Fiscal Year 2019 Request ..... EX - 5  
 Agency Priority Goals..... EX - 13

**Budget at a Glance Table** ..... BG - 1  
 Summary of Fixed Costs ..... BG - 4

**Appropriation: Resource Management**

    Appropriations Language .....RM - 1  
 Summary of Requirements .....RM - 12  
 Justification of Fixed Costs and Internal Realignments .....RM - 13  
 Program and Finance Schedules / Object Class / Personnel Summary.....RM - 14

**Ecological Services**

    Overview ..... ES - 1  
 Listing ..... ES - 3  
 Planning and Consultation ..... ES - 4  
 Conservation and Restoration ..... ES - 6  
 Recovery ..... ES - 7

**Habitat Conservation**

    Overview ..... HC - 1  
 Partners for Fish and Wildlife ..... HC - 2  
 Coastal Program ..... HC - 4

**National Wildlife Refuge System**

    Overview ..... NWRS - 1  
 Refuge Wildlife and Habitat Management..... NWRS - 4  
 Refuge Visitor Services..... NWRS - 6  
 Refuge Law Enforcement ..... NWRS - 8  
 Refuge Conservation Planning ..... NWRS - 9  
 Refuge Maintenance..... NWRS - 10

Conservation and Enforcement

**Migratory Bird Management**

Overview ..... MB - 1  
 Conservation and Monitoring ..... MB - 3  
 Permits..... MB - 5  
 Federal Duck Stamp Program ..... MB - 6  
 North American Waterfowl Management Plan/ Joint Ventures ..... MB - 7

**Law Enforcement** ..... LE - 1

**International Affairs** ..... IA - 1

**Fish and Aquatic Conservation**

Overview ..... FAC - 1  
 National Fish Hatchery System Operations ..... FAC - 3  
 Maintenance and Equipment ..... FAC - 5  
 Aquatic Habitat and Species Conservation..... FAC - 7

**Cooperative Landscape Conservation** ..... CLC - 1

**Science Support**

Overview ..... SS - 1

**General Operations**

Overview ..... GO - 1  
 Central Office Operations ..... GO - 3  
 Regional Office Operations..... GO - 5  
 Servicewide Bill Paying ..... GO - 6  
 National Fish and Wildlife Foundation ..... GO - 7  
 National Conservation Training Center ..... GO - 8

**Appropriation: Construction**

Appropriations Language ..... C - 1  
 Applicable Laws, Acts, and Orders..... C - 1  
 Justification of Fixed Costs and Internal Realignment ..... C - 3  
 Overview ..... C - 4  
 Nationwide Engineering Services ..... C - 6  
 Dam, Bridge, and Seismic Safety ..... C - 7  
 Line-Item Construction ..... C - 9  
 Construction Five-Year Plan..... C - 23  
 Program and Finance Schedules / Object Class / Personnel Summary..... C - 28

**Appropriation: Land Acquisition**

Appropriations Language ..... LA - 1

Authorizing Statutes .....LA - 1  
 Justification of Fixed Costs and Internal Realignment.....LA - 2  
 Overview .....LA - 3  
 Potential Land Exchange Projects.....LA - 5  
 Program and Finance Schedules / Object Class / Personnel Summary.....LA - 6  
  
**Appropriation: National Wildlife Refuge Fund..... RF - 1**  
**Appropriation: Cooperative Endangered Species Conservation Fund ....CESCF - 1**  
**Appropriation: North American Wetlands Conservation Fund .....NAW - 1**  
**Appropriation: Multinational Species Conservation Fund .....MS - 1**  
**Appropriation: Neotropical Migratory Bird Conservation Fund..... NEO - 1**  
**Appropriation: State and Tribal Wildlife Grant Program..... STWG - 1**  
**Appropriation: Federal Aid in Sport Fish Restoration ..... SF - 1**  
**Appropriation: Federal Aid in Wildlife Restoration ..... WR - 1**  
**Appropriation: Migratory Bird Conservation Account..... MBC - 1**  
**Appropriation: Recreation Fee Program .....REC - 1**  
**Appropriation: Contributed Funds. .... CF - 1**  
**Appropriation: Miscellaneous Permanent Appropriations .....MP - 1**  
  
**Administrative Provisions and Legislative Proposals**  
 Administrative Provisions ..... AP - 1  
  
**Appendices**  
 Section 403 Compliance.....APX - 1  
 Employee Count by Grade .....APX - 3  
 Allocations Received from Other Accounts .....APX - 4

This page intentionally left blank.

# Executive Summary





## Conserving the Nature of America The U.S. Fish and Wildlife Service

The U.S. Fish and Wildlife Service (Service) is the oldest Federal conservation agency, tracing its lineage back to 1871, and the only agency in the Federal government whose primary responsibility is management of fish and wildlife for the American public. The Service helps ensure a healthy environment for people by providing opportunities for Americans to enjoy the outdoors and our shared natural heritage.

The first predecessor of the Service was the U.S. Fish Commission, which was established on February 9, 1871 under the Department of Commerce, and renamed the Bureau of Fisheries on July 1, 1903. The second predecessor bureau was the Office of Economic Ornithology and Mammalogy established in 1885



*Kids fishing day at Genoa National Fish Hatchery.*

*Credit: USFWS*

under the Department of Agriculture. In 1896, it was renamed the Division of Biological Survey and in 1905 renamed again the Bureau of Biological Survey. The Biological Survey was responsible for the protection of all non-fish species in the U.S. In 1900, the Biological Survey pioneered the Federal role in wildlife law enforcement with the passage of the *Lacey Act*. In

1903, as a result of an executive order by President Theodore Roosevelt, the Biological Survey

began to administer the Pelican Island Bird Reservation, the first unit of what has become the modern National Wildlife Refuge System.

In 1939 the Bureau of Biological Survey and the Bureau of Fisheries were merged and transferred to the Department of the Interior. One year later, the merged Bureau officially became the U.S. Fish and Wildlife Service.

Although at least three departments governed the bureau and many name changes occurred, the Service's mission has remained remarkably consistent for the last 145 years. The Service mission is to work with others to conserve, protect, and enhance fish, wildlife, plants and their habitats for the continuing benefit of the American people. A wide range of Federal legislation and executive orders provide the Service with principal trust responsibility to protect and conserve migratory birds, threatened and endangered species, certain marine mammals, and inter-jurisdictional fisheries.

The Service believes connecting Americans directly with the Nation's wildlife heritage is a priority. To accomplish this goal, the Service will strive to make wildlife refuges more welcoming to new audiences, and offer new hunting and fishing programs.

The 2016 *National Survey of Fishing, Hunting, and Wildlife-Associated Recreation*, indicated that 101.6 million Americans, 38 percent of the U.S. population 16 years old and older, enjoyed some form of fishing, hunting, or wildlife-associated recreation. The report also noted that outdoor recreation is a huge

contributor to our Nation's economy, spurring annual expenditures estimated at \$156.3 billion. This spending creates thousands of jobs, supports countless local communities and their economies, and provides vital funding for conservation.

The Service's National Wildlife Refuge System plays an essential role in providing outdoor recreation opportunities to the American public and the associated economic benefits to local communities. In FY 2017, nearly 54 million visitors to National Wildlife Refuges hunted, fished, observed or photographed wildlife, or participated in environmental education or interpretation on a refuge. The most popular visitor activities were use of our trails, wildlife auto routes, and wildlife observation programs. These activities help National Wildlife Refuges serve as an economic engine for local communities, helping to annually support 37,000 jobs and \$2.4 billion in visitor expenditures according to the Service's latest *Banking on Nature* report, published in 2013.

Waterfowl hunting provides one important example of a traditional outdoor way of life. The Service provides opportunities for waterfowl hunting experiences across the Nation, and it ensures that this form of recreation can be practiced for years to come through sustainable harvests. Of the 566 wildlife refuges, 336 (59 percent) are open to some type of hunting, and 277 (49 percent) are open to fishing. Over 2.4 million hunters and over 6.9 million recreational anglers visited these refuges last year.



Of all the wildlife in the United States, birds attract the biggest following. According to The 2016 National Survey of Fishing, Hunting, and Wildlife-Associated Recreation, there were 45 million birdwatchers 16 years of age and older in the United States. National wildlife refuges provide wonderful places to observe birds, especially during major bird festivals that coincide with spring or fall migrations.

The Service is also responsible for implementing some of our

Nation's most important and foundational environmental laws, such as the Endangered Species Act (ESA), Migratory Bird Treaty Act (MBTA), Marine Mammal Protection Act, Lacey Act, and international agreements like the Convention on International Trade in Endangered Species (CITES).

*These juvenile cranes spend the winter at Wheeler Refuge, AL, where the Festival of the Cranes is held every January. Credit: USFWS*

While the Service holds the responsibility for conserving trust resources across broad landscapes, its work is impossible without vital partnerships with state, tribal, and local governments, private landowners, and non-government organizations to conserve natural resources. One area of particular focus for the Service is its partnerships with landowners. The Service invests in keeping landowners on their land, and preserving working landscapes for the benefit of species and of agriculture, ranching, timber and other traditional land uses. In many cases, species will greatly benefit from appropriately managed private lands. The Service has several tools to help private landowners be good stewards of their lands, and has worked with landowners across the west to preserve open spaces. We have provided funding for habitat

restoration and species recovery projects, such as the Malpai Borderlands project in Arizona and New Mexico to encourage ranching and other traditional land uses that will sustain the nature of the west for future generations. The group's efforts on behalf of the jaguar, the leopard frog, the long-nosed bat, and the ridge-nosed rattlesnake, among others, has resulted in a more secure future for those species as well as for the landowners whose livelihoods help maintain habitats.

## **The Service's Organization**

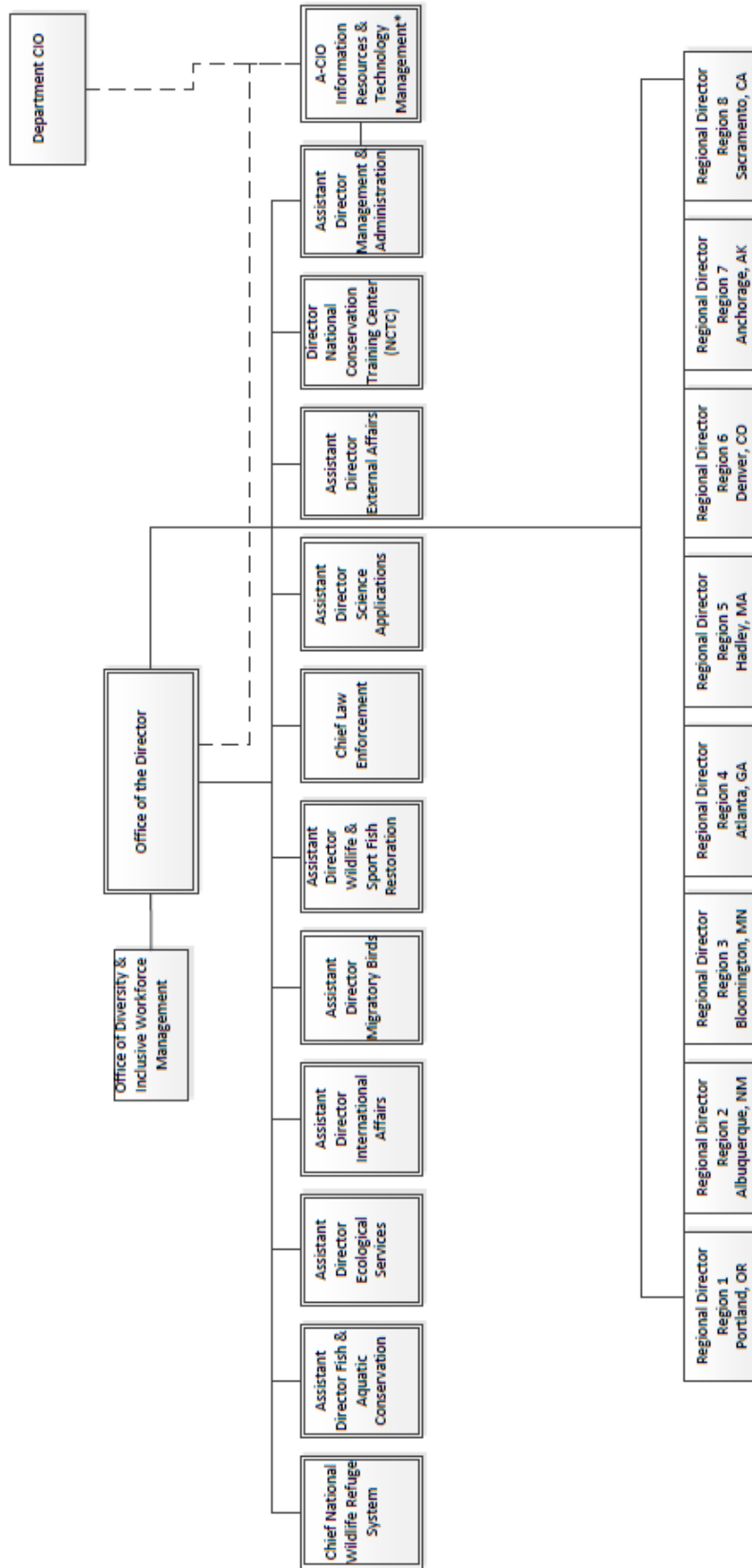
The Service has headquarters in Washington, D.C. and Falls Church, Virginia, with eight regional offices and over 700 field stations. These stations include 566 units of the NWRS; seven National Monuments; 80 Ecological Services Field Stations; 72 National Fish Hatcheries; one historical National Fish Hatchery (D.C. Booth in South Dakota); nine Fish Health Centers; seven Fish Technology Centers; 65 Fish and Wildlife Conservation Offices; and waterfowl production areas in 209 counties managed within 38 Wetland Management Districts and 50 Coordination Areas, all-encompassing more than 150 million acres of land and waters. The Service works with diverse partners to accomplish its conservation mission, including other Federal agencies, State and local governments, tribes, international organizations, and private organizations and individuals.

The Director reports to the Department of the Interior's Assistant Secretary for Fish, Wildlife and Parks, and has direct line authority over headquarters and eight Regional Directors. Headquarter-based Assistant Directors provide policy, program management, and administrative support to the Director. The Regional Directors guide policy and program implementation, supervising the field structures, and coordinating activities with partners.

As we work to become more fiscally responsible and efficient, the Service in FY 2019 is proposing to reorganize its Administrative and IT functions under a single Assistant Director (See organizational chart, next page)



**U.S. FISH & WILDLIFE SERVICE**



\*Reports to the Deputy Director for FITARA purposes and receives administrative support and guidance from the Assistant Director for Management & Administration

**Overview of FY 2019 Budget Request**

Budget Authority	FY 2017 Actual	2018 Annualized CR Baseline	2019 Request	Change from 2018 (+/-)
Discretionary Current Authority	1,519,781	1,509,461	1,233,129	-276,332
Cancellation of Prior Year Balances <sup>1</sup>			-7,000	-7,000
<b>TOTAL: Discretionary</b>	<b>1,519,781</b>	<b>1,509,461</b>	<b>1,226,129</b>	<b>-283,332</b>
Mandatory	1,415,211	1,436,155	1,566,169	+130,014
<b>Total \$\$\$</b>	<b>2,934,992</b>	<b>2,945,616</b>	<b>2,792,298</b>	<b>-153,318</b>
Discretionary	7,008	6,877	6,359	-518
Mandatory	251	231	229	-2
Transfers/Alloc.	1,550	1,470	1,431	-39
<b>TOTAL FTEs</b>	<b>8,809</b>	<b>8,578</b>	<b>8,019</b>	<b>-559</b>
<sup>1</sup> Includes cancellation of prior-year balances: -\$2 million from the Construction account and -\$5 million from the Land Acquisition account.				

**Overview**

The 2019 President’s Budget request for the Service totals \$2.8 billion, including current appropriations of \$1.2 billion. The Budget also includes \$1.6 billion available under permanent appropriations, most of which will be provided directly to States for fish and wildlife restoration and conservation. The Service estimates staffing will equal 8,019 full time equivalents (FTE) in 2019.

Below are the Secretary of the Interior’s priorities, which tier off larger Administration priorities and drive all of the operational targets detailed in this budget request:

1. Create a conservation stewardship legacy, second only to Theodore Roosevelt
2. Sustainably develop our energy & natural resources
3. Restore trust & be a good neighbor
4. Ensure Tribal sovereignty means something
5. Increase revenues to support DOI and national interests
6. Protect our people ant the border
7. Strike a regulatory balance
8. Modernize our infrastructure
9. Reorganize DOI for the next 100 years
10. Achieving our goals, leading our team forward

**Conserving Our Land and Water**

The Service’s National Wildlife Refuge System embodies the Department’s commitment to conserving our lands and waters and our Nation’s commitment to conserving fish and wildlife for all Americans and future generations. With 566 refuges in all U.S. States and Territories, the Refuge System provides lands

and waters for thousands of species of wildlife and plants, sanctuary for hundreds of threatened and endangered species, and secure spawning areas for economically and recreationally important native fish. Refuges are home to over 700 migratory bird species, 220 mammal species, 250 reptile and amphibian species, and more than 1,000 fish species, and offers protection to over 380 threatened or endangered plants or animals.

Another program that supports this Department goal is the Recovery Program, which strives to recovery endangered and threatened species. The Service plays a vital role in guiding the recovery planning process, and in facilitating, supporting, and monitoring the implementation of recovery actions by the Service and others. The Service focuses on the ESA mandates that are inherently Federal, including development of recovery plans. Recovery plans are developed collaboratively with interested partners. Recovery plans may address multiple species and identify specific recovery tasks, establish downlisting and delisting criteria, and provide timetables and cost estimates. The Service works with other DOI bureaus, Federal agencies, States and other stakeholders to ensure all recovery plans have objective and measurable recovery criteria and address 5-year status review recommendations on the national workplan over the next three years. With proposed 2019 Recovery funding, the Service anticipates proposing or finalizing 15 delisting or downlisting rules.

### **Generating Revenue and Utilizing Our Natural Resources**

The 2019 budget proposes additional support for Energy Consultations to achieve balanced stewardship and use of public lands and reduce project review and permitting times to foster energy independence, economic growth, and job creation. This is consistent with Secretarial Order 3355, *Streamlining National Environmental Policy Act Reviews*. The increased funding will allow the Service to enhance the determination key functionality of the Service's Information for Planning and Consultation (IPaC) system. We will add additional species and project types (including Energy) to allow action agencies to complete the consultation process online in accordance with an existing programmatic consultation, sometimes without the need to contact a Service office.

### **Expanding Outdoor Recreation and Access**

There are 566 refuges and 38 wetland management districts (WMDs) in the National Wildlife Refuge System. Of these, 372 are open to hunting and 310 are open to fishing as of 2017. Over the past five years, there has been an average of three new openings and 15 expansions of hunting and fishing opportunities per year. On average, over that period, the number of acres opened or expanded to hunting and/or sport fishing opportunities have been approximately 155,000 per year.

The 2019 budget request prioritizes activities that support conservation stewardship in alignment with Secretarial Order 3347, *Conservation Stewardship and Outdoor Recreation*, that calls for improving game and habitat management and increasing outdoor recreation opportunities, particularly for hunters, anglers, and other sportsmen and women. Such activities include opening acres of wildlife refuges to hunting and fishing opportunities while aligning regulations with the States to better increase access and strike a regulatory balance.

### **Protecting Our People and the Border**

Funding for Refuge Law Enforcement supports safe and secure refuges where more than 50 million people per year enjoy wildlife-dependent recreation. Refuge System officers will help ensure the safety and security of the visiting public, Service employees, government property, and wildlife and their habitats. This funding will enable Refuge Law Enforcement and the Service's Emergency Management personnel to receive the necessary training, equipment, and supplies to ensure safe public access to refuges along our borders for hunting, fishing, wildlife photography and observation, and other compatible wildlife-dependent recreation.

In addition, our International Wildlife Trade program protects our borders from invasive species and illegal trade of domestic and foreign wildlife and plants. With funding provided in this budget, the Service will modernize its permitting system, including moving toward fully electronic application submission and permit processing. We will also work with our State wildlife agency partners to ensure that trade in commercially valuable native species is legal and sustainable, such as by implementing recommendations of State and tribal working groups regarding American ginseng management and trade.

### **Department Wide Reorganization Plan**

The Department of the Interior is taking bold steps to better position itself for the next 100 years. In response to President Trump's Executive Order on a Comprehensive Plan for Reorganizing the Executive Branch, Secretary Zinke laid out a vision for a reorganized Department of the Interior which aligns regional boundaries within Interior to provide better coordination across the Department to improve mission delivery and focus resources in the field. Across the Department, the 2019 budget includes a total of \$17.5 million to start this effort.

The Department of the Interior intends to establish common regional boundaries for Interior's bureaus in 2018, and to further develop this approach in 2019. The goal is to improve overall operations, internal communication, customer service, and stakeholder engagement. Aligning geographic jurisdictions across Interior will enhance coordination of resource decisions and policies, and will simplify how citizens engage with the Department.

Organizing bureaus within common geographic areas, will allow for more integrated and better coordinated decision making across our bureaus.

Currently, Interior's bureaus have more than 40 distinct regions, each with their own geographic boundaries. This complicates coordination and hampers Interior's ability to get things done expeditiously. Having common regions will help streamline operations and in doing so, provide better service to the American people. Bureaus within a region will focus on common issues, taking a comprehensive approach versus a bureau-centric approach. This culture shift will help us work better together to accomplish one vision.

The new regional boundaries currently under discussion, and subject to modification, are expected to have minimal budgetary impact. The BIA has initiated discussions with Indian Country and will continue with formal tribal consultations regarding any proposed adjustments to the regional field organizations serving the Bureau of Indian Affairs and Bureau of Indian Education. The budget includes \$5.9 million to shift some headquarters resources to the field and support the Department's migration to common regional boundaries to improve service and efficiency.

### **Modernizing Our Organization**

Interior manages an infrastructure asset portfolio with a replacement value exceeding \$300 billion, ranging from elementary and secondary schools serving Indian children in the West, to highways and bridges serving the daily commuting needs of the Washington, D.C., metropolitan area. Most well-known, are Interior's iconic and unique national treasures that have priceless historical significance. Many of these assets are deteriorating, with older assets becoming more expensive to repair and maintain in good condition.

In FY 2018, the Service initiated a plan to consolidate some activities within Central Office Operations to more efficiently provide needed administrative support to Service programs. In 2019, the Service proposes to reorganize the Central Office Operations to consolidate three Assistant Directors and their programs into one organization. The affected programs would be Business, Management and Operations;



Budget, Planning and Human Capital, and Information Technology. The new organization, under the Assistant Director for Management and Administration, will fulfill the Service's needs for administrative services, including human resources, contracting, finance, and information technology at a reduced cost to the American taxpayer. The Associate Chief Information Officer will continue to receive policy oversight from the Department Chief Information Officer as required under the Federal Information Technology Acquisition Reform Act (FITARA).

### **Public Lands Infrastructure Initiative**

Interior manages an infrastructure asset portfolio with a replacement value exceeding \$300 billion, ranging from elementary and secondary schools serving Indian children in the West, to highways and bridges serving the daily commuting needs of the Washington, D.C., metropolitan area. Most well-known, are Interior's iconic and unique national treasures that have priceless historical significance. Many of these assets are deteriorating, with older assets becoming more expensive to repair and maintain in good condition.

The FY 2019 budget launches Interior's new Public Lands Infrastructure Fund to help pay for repairs and improvement in national parks, national wildlife refuges, and BIE schools. The Department is taking action to increase revenue from energy leasing and development over 2018 budget projections and will keep for Department infrastructure needs 50 percent of additional revenue that is not otherwise allocated for other purposes. This initiative has the potential to generate up to \$18 billion over ten years for national parks, national wildlife refuges, and BIE schools. This investment would significantly improve the Nation's most visible and visited public facilities that support a multi-billion dollar outdoor recreation economy. By investing in schools, we are fulfilling commitments to provide a safe learning environment for Indian children. The other 50 percent of increased revenues would go to the Treasury.

### **Administrative Savings**

The Department annually spends nearly \$3 billion to procure goods and services, over \$1 billion on information technology and over \$300 million to administer acquisition and human resources services. Interior will work to achieve cost savings of \$50 million through reducing travel and more aggressive use of shared services. These savings will take effort to achieve, however, identifying administrative efficiencies provides the best opportunity to meet broader fiscal objectives and maintain programmatic funding. While all bureaus and offices will contribute to overall savings, the U.S. Fish and Wildlife Service will achieve at least \$5.6 million in administrative savings.

### **Summary of Request**

*Ecological Services* – The budget includes \$211.8 million to conserve, protect, and enhance listed and at-risk fish, wildlife, plants, and their habitats. The budget proposes \$98.8 million to support environmental reviews, consultation services, and permitting that enables economic development and the creation of American jobs. The budget prioritizes funding to promote the recovery of listed species and toward completing recovery actions and five-year species status reviews as required by the ESA.

The budget proposes \$10.9 million for the Listing activity to focus available resources on the recovery of the more than 1,660 species listed as threatened or endangered, nearly 400 of which were listed between 2010 and 2017.

*Habitat Conservation* – The request for Habitat Conservation includes \$35.8 million for the Partners for Fish and Wildlife program. The Coastal Program request is \$6.5 million.



*National Wildlife Refuge System* – Funding for the operation and maintenance of the National Wildlife Refuge System is requested at \$473.1 million. The request ensures access to high-quality opportunities for all Americans to enjoy wildlife-dependent recreation, including wildlife photography, hunting, and fishing and maintain habitat and facilities across the refuge system.

The request for the refuge system includes \$228.3 million for wildlife and habitat management. The request focuses resources on improving habitat conditions using tools such as controlled burns to combat invasive species, management of wetland habitats to benefit waterfowl and other populations, and support surrounding communities. The budget includes funding to enhance wildlife and habitat management through, for example, water level management and selective timber harvesting to promote healthy wildlife populations. The request will also support fulfillment of legislative requirements for developing new and expanded outdoor recreation opportunities including hunting and fishing capabilities.

The budget request includes \$71.3 million for Visitor Services. The refuge system offers a variety of wildlife-dependent recreation opportunities and continues welcoming more visitors each year. The priority for Refuges in FY 2019 is increasing opportunities and access for hunters and anglers. With more than 100 wildlife refuges within 25 miles of most major cities, wildlife refuges offer excellent opportunities for more Americans to enjoy all kinds of wildlife-dependent recreation. The budget continues support for hunting, fishing, and wildlife watching that benefit local communities.

The request includes \$135.5 million for refuge facility and equipment maintenance. The budget prioritizes maintenance of Service-owned facilities and infrastructure such as water control structures and maintenance of administrative facilities. Addressing health and human safety deficiencies at existing facilities is the highest priority for maintenance funding.

*Migratory Bird Management* – To support cooperation with States on migratory bird management, the budget includes \$46.3 million for migratory bird management. In 2016, the most recent year in which the Service conducted the *National Survey of Fishing, Hunting, and Wildlife-Associated Recreation*, 2.4 million migratory bird hunters generated \$2.3 billion in economic activity, much of it in rural America supporting jobs in the travel, hospitality, and outdoor recreation industries. The 2018 budget request includes \$7.3 million for monitoring of waterfowl populations, which provides critical data for developing annual migratory bird hunting frameworks that States rely on to establish hunting seasons and maintain this economic activity.

*Law Enforcement* – The budget provides \$69.5 million for the law enforcement program to investigate wildlife crimes and enforce wildlife laws. The Service continues to cooperate with the State Department, other Federal agencies, and foreign governments to disrupt transportation routes connected to the illegal wildlife trafficking supply chain. The Service will continue to cooperate with other nations to combat wildlife trafficking to halt the destruction of some of the world's most iconic species, such as elephants and rhinos, by stopping illicit trade; ensuring sustainable legal trade; reducing demand for illegal products; and providing technical assistance and grants to other nations to develop local enforcement capabilities.

*International Affairs* – The budget includes a total of \$14.5 million. The Service provides technical and financial assistance to partners to support innovative projects that address wildlife poaching and trafficking by strengthening enforcement, reducing demand for illegally traded wildlife, and expanding international cooperation and commitment to mitigate this threat.

*Fish and Aquatic Conservation* – The budget includes a total of \$133.9 million for Fish and Aquatic Conservation. The request includes \$50.0 million for operation of the National Fish Hatchery System. The Service will address top priorities such as recovery of federally-listed threatened or endangered

species, restoration of imperiled species, and fulfillment of tribal partnerships and trust responsibilities. The Service will cooperate with Federal agency partners to mitigate impacts of Federal water projects via reimbursable service agreements. Mitigation hatcheries provide sportfish that increase opportunities for recreational fishing and contribute to local economies. The budget includes \$19.8 million for maintenance of infrastructure including pumps and raceways at fish hatcheries.

The budget proposes \$64.1 million for Aquatic Habitat and Species Conservation. Funding for combating aquatic invasive species targets Asian carp and aims to control invasive mussels mainly in western States. The request includes \$9.2 million for fish passage improvements.

The request for Population Assessment and Cooperative Management is \$28.1 million. The budget maintains funding for management of subsistence fishing in Alaska and fishery monitoring, management, and restoration nationwide.

*General Operations* – The General Operations budget totals \$139.4 million. The request prioritizes improving efficiency and field-based management capability. The Service will consolidate administrative support services such as human resources and contracting to realize savings while reorganizing how it delivers administrative services across the agency. The request includes \$36.5 million for Service-wide expenses, \$5.0 million for the National Fish and Wildlife Foundation to support conservation projects, and \$22.0 million for the operation and maintenance of the National Conservation Training Center.

*Land Acquisition* – The President's 2019 Budget focuses available funds on the protection and management of existing lands and assets. Acquiring new lands is a lower priority than funding ongoing operations and maintenance and there is no request for major land acquisition projects.

U. S. FISH AND WILDLIFE SERVICE								
MAJOR ACCOUNT SUMMARY OF FISCAL YEAR 2019								
Account		2017 Actual	2018 Annualize d CR Baseline	2019			Change from 2018 (+/-)	
				Fixed Costs (+/-)	Internal Transfers	Program Changes (+/-)		Budget Request
<b><u>Current Appropriations</u></b>								
Resource Management	\$000	1,258,761	1,250,213	+6,232	0	-125,801	1,130,644	-119,569
	FTE	6,838	6,710			-454	6,256	-454
Construction	\$000	18,615	18,489	+33	0	-2,776	15,746	-2,743
	FTE	44	43		0	-13	30	-13
Land Acquisition	\$000	59,995	59,588	+60		-47,695	11,953	-47,635
	FTE	82	81		0	-28	53	-28
National Wildlife Refuge Fund	\$000	13,228	13,138	0	0	-13,138	0	-13,138
	FTE	0	0		0		0	+0
Cooperative Endangered Species Conservation Fund	\$000	53,495	53,132	0	0	-53,132	0	-53,132
	FTE	15	15		0	-15	0	-15
North American Wetlands Conservation Fund	\$000	38,145	37,886	0	0	-4,286	33,600	-4,286
	FTE	5	5		0		5	+0
Multinational Species Conservation Fund	\$000	11,061	10,986	0	0	-4,986	6,000	-4,986
	FTE	3	3		0	-1	2	-1
Neotropical Migratory Bird Conservation	\$000	3,910	3,883	0	0	+17	3,900	+17
	FTE	1	1		0		1	+0
State and Tribal Wildlife Grants	\$000	62,571	62,146	0	0	-30,860	31,286	-30,860
	FTE	20	19		0	-7	12	-7
<b>TOTAL, Current Appropriations</b>	<b>\$000</b>	<b>1,519,781</b>	<b>1,509,461</b>	<b>+6,325</b>	<b>0</b>	<b>-282,657</b>	<b>1,233,129</b>	<b>-276,332</b>
	<b>FTE</b>	<b>7,008</b>	<b>6,877</b>		<b>+0</b>	<b>-518</b>	<b>6,359</b>	<b>-518</b>
Construction -\$2M and Land Acquisition -\$5M cancellation of balances		0	0	0	0	-7,000	-7,000	-7,000
<b>TOTAL, Current Appropriations w/ Cancellation of Construction/ Land Acquisition balances. \$000</b>		<b>1,519,781</b>	<b>1,509,461</b>	<b>+6,325</b>	<b>0</b>	<b>-289,657</b>	<b>1,226,129</b>	<b>-283,332</b>
	<b>FTE</b>	<b>7,008</b>	<b>6,877</b>		<b>+0</b>	<b>-518</b>	<b>6,359</b>	<b>-518</b>

U. S. FISH AND WILDLIFE SERVICE								
MAJOR ACCOUNT SUMMARY OF FISCAL YEAR 2019 REQUEST								
Account		2017 Actual	2018 Estimate	2019			Change from 2018 (+/-)	
				Fixed Costs (+/-)	Internal Transfers (+/-)	Program Changes (+/-)		Budget Request
<b>Permanent and Trust Accounts</b>								
National Wildlife Refuge Fund	\$000	7,824	7,994	0	0		8,528	+534
	FTE	3	3		0		3	0
Cooperative Endangered Species Conservation Fund - Payment to Special Fund	\$000	75,900	74,695	0	0	-1,495	73,200	-1,495
	FTE	0	0		0		0	0
North American Wetlands Conservation Fund	\$000	11,401	11,496	0	0	+5,204	16,700	+5,204
	FTE	3	3		0		3	0
Federal Aid in Sport Fish Restoration	\$000	435,183	439,229	0	0	+30,951	469,820	+30,591
	FTE	63	58		0	-1	57	-1
Federal Aid in Wildlife Restoration	\$000	786,775	817,262	0	0	+91,623	908,885	+91,623
	FTE	53	57		0	-1	56	-1
Migratory Bird Conservation Account	\$000	82,311	71,126	0	0		74,620	+3,494
	FTE	69	62		0		62	0
Federal Lands Recreational Enhancement Act	\$000	6,859	5,103	0	0	+63	5,166	+63
	FTE	31	23		0		23	0
Contributed Funds	\$000	5,042	5,000	0	0		5,000	0
	FTE	18	15		0		15	0
Miscellaneous Permanent Appropriations	\$000	3,916	4,250	0	0		4,250	0
	FTE	4	3		0		3	0
Coastal Impact Assistance Program	\$000	0	0	0	0		0	0
	FTE	7	7		0		7	0
<b>Subtotal, Permanent Appropriations</b>	<b>\$000</b>	<b>1,415,211</b>	<b>1,436,155</b>	<b>0</b>	<b>0</b>	<b>+126,346</b>	<b>1,566,169</b>	<b>+130,014</b>
	<b>FTE</b>	<b>251</b>	<b>231</b>		<b>0</b>	<b>-2</b>	<b>229</b>	<b>-2</b>
<b>Reimbursements, offsetting collections, Allocations from others</b>								
RM Reimbursable	FTE	859	798			0	798	0
RM Offsetting Collections 1800 series	FTE	149	149			0	149	0
RM Offsetting Collections 4000 series	FTE	34	34			0	34	0
Wild land Fire Management (incl. reimb)	FTE	392	392			-39	353	-39
Southern Nevada Lands	FTE	1	3			0	3	0
Federal Aid - Highway	FTE	14	14			0	14	0
NRDAR	FTE	61	61			0	61	0
Central HAZMAT	FTE	8	8			0	8	0
Forest Pest	FTE	0	0			0	0	0
Disaster Relief	FTE	22	5			0	5	0
Energy Act - Permit Processing	FTE	10	6			0	6	0
Subtotal, Other		1,550	1,470	0	0	-39	1,431	-39
<b>TOTAL FISH AND WILDLIFE SERVICE without Cancellation of Balances</b>								
	<b>\$000</b>	<b>2,934,992</b>	<b>2,945,616</b>	<b>+6,325</b>	<b>+0</b>	<b>-156,311</b>	<b>2,799,298</b>	<b>-146,318</b>
	<b>FTE</b>	<b>8,809</b>	<b>8,578</b>	<b>+0</b>	<b>+0</b>	<b>-559</b>	<b>8,019</b>	<b>-559</b>
Construction -\$2M, and Land Acquisition -\$5M, Cancellation of Prior Year Balances								
	\$000					-7,000	-7,000	-7,000
<b>TOTAL FISH AND WILDLIFE SERVICE with Cancellation of Prior Year Balances</b>								
	<b>\$000</b>	<b>2,934,992</b>	<b>2,945,616</b>	<b>+6,325</b>	<b>0</b>	<b>-163,311</b>	<b>2,792,298</b>	<b>-153,318</b>
	<b>FTE</b>	<b>8,809</b>	<b>8,578</b>	<b>+0</b>	<b>+0</b>	<b>-559</b>	<b>8,019</b>	<b>-559</b>

## Agency Priority Goals

### Ensure Clear, Quantitative Criteria for Threatened and Endangered Species Recovery Plans Agency Priority Goal

*Priority Goal: By September 30, 2019, 100% of all Fish and Wildlife Service recovery plans will have quantitative criteria for what constitutes a recovered species*

#### **Bureau Contribution**

The ESA requires that the U.S. Fish & Wildlife Service develop and implement recovery plans for the conservation and survival of endangered and threatened species found in the U.S., which incorporate objective, and measureable criteria for recovering listed species. Good, defensible criteria for recovering species is critical to inform priorities, engage partners in conservation activities and direct resources towards the most immediate needs.

The Service is developing a performance goal to track and hold itself accountable for providing states a meaningful opportunity to provide scientific input in the SSA process.

#### **Implementation Strategy**

Recovery plans provide the U.S. Fish & Wildlife Service, partners, stakeholders, and the public a road map and goals for achieving recovery of listed species. Clear criteria for delisting a species directs resources to activities and actions that will most benefit the listed species. This measure will report on the number of recovery plans that provide quantitative criteria for delisting a species under the ESA.

The data source for this measure is the U.S. Fish & Wildlife Service's Threatened and Endangered Species System database (contained within the Service's Environmental Conservation Online System, ECOS). The database includes information on all listed species, including their recovery plans, and when the species final recovery plan was completed. Determining whether the criteria used in the plan is quantitative will be determined through a review of each plan and tracked in a separate file.

#### **Performance Metrics**

For published recovery plans, Ecological Services is the lead component within the Service for reviewing these plans to confirm that each plan provides quantitative criteria. For recovery plans under development or not yet initiated, the Service will require quantitative criteria be developed as part of the drafting and finalizing of the recovery plan.

This page intentionally left blank.

# Budget at a Glance





2019 Budget At A Glance						
<i>(Dollars in Thousands)</i>						
	2017 Actual	2018 CR Baseline	Fixed Costs	Internal Transfers	Program Changes	2019 Request
<b>Appropriation: RESOURCE MANAGEMENT</b>						
<b>ECOLOGICAL SERVICES</b>						
<b>LISTING</b>	20,515	20,376	+107	0	-9,542	10,941
<b>PLANNING AND CONSULTATION</b>	103,079	102,380	+633	0	-4,185	98,828
Gulf Coast Restoration					-2,975	
Energy					+50	
General Program Activities					-1,260	
<b>CONSERVATION AND RESTORATION</b>	32,396	32,176	+178	0	-11,167	21,187
Environmental Contaminants					-6,739	
Sagebrush Steppe Ecosystem					-1,484	
General Program Activities					-2,944	
<b>RECOVERY</b>	84,032	83,462	+402	0	-3,044	80,820
Cooperative Recovery					-1,364	
General Program Activities					-1,680	
<b>ECOLOGICAL SERVICES TOTAL</b>	<b>240,022</b>	<b>238,394</b>	<b>+1,320</b>	<b>0</b>	<b>-27,938</b>	<b>211,776</b>
<b>HABITAT CONSERVATION</b>						
<b>PARTNERS FOR FISH AND WILDLIFE</b>	51,776	51,424	+237	0	-15,896	35,765
Cooperative Recovery					-818	
Environmental Data Quality and Access (WA Salmon Recovery)					-639	
WA Regional Fisheries Enhancement Groups					-1,276	
General Program Activities					-13,163	
<b>COASTAL PROGRAM</b>	13,375	13,285	+45	0	-6,818	6,512
Hood Canal Salmon Enhancement Group					-183	
Long Live the Kings					-183	
General Program Activities					-6,452	
<b>HABITAT CONSERVATION TOTAL</b>	<b>65,151</b>	<b>64,709</b>	<b>+282</b>	<b>0</b>	<b>-22,714</b>	<b>42,277</b>
<b>NATIONAL WILDLIFE REFUGE SYSTEM</b>						
<b>WILDLIFE AND HABITAT MANAGEMENT</b>						
<b>Refuge Wildlife &amp; Habitat Management</b>	231,843	230,268	+1,293	-441	-2,788	228,332
Cooperative Recovery					-3,178	
Invasive Species					+48	
Inventory and Monitoring					-888	
General Program Activities					+1,230	
<b>Refuge Visitor Services</b>	73,319	72,821	+476	0	-2,030	71,267
General Program Activities					-2,030	
<b>Refuge Law Enforcement</b>	38,054	37,796	+268	0	-81	37,983
General Program Activities					-81	
<b>Refuge Conservation Planning</b>	2,523	2,506	0	0	-2,506	0
Refuge Planning					-2,506	
<b>Refuge Maintenance</b>	138,188	137,249	+420	0	-2,182	135,487
Annual Maintenance					+129	
Deferred Maintenance					-295	
Maintenance Support					-2,016	
<b>NATIONAL WILDLIFE REFUGE SYSTEM TOTAL</b>	<b>483,927</b>	<b>480,640</b>	<b>+2,457</b>	<b>-441</b>	<b>-9,587</b>	<b>473,069</b>

2019 Budget At A Glance (Dollars in Thousands)						
	2017 Actual	2018 CR Baseline	Fixed Costs	Internal Transfers	Program Changes	2019 Request
<b>CONSERVATION AND ENFORCEMENT</b>						
<b>MIGRATORY BIRD MANAGEMENT</b>						
Conservation and Monitoring	31,039	30,828	+148	-537	-210	30,229
Monitoring					+1,031	
Bird-Livestock Conflicts					-348	
General Program Activities					-893	
Permits	3,371	3,348	+23	0	-76	3,295
Duck Stamp Office	556	552	+3	0	+3	558
General Program Activities					+3	
North American Waterfowl Management Plan	13,139	13,050	+55	0	-897	12,208
General Program Activities					-897	
<b>Migratory Bird Management Total</b>	<b>48,105</b>	<b>47,778</b>	<b>+229</b>	<b>-537</b>	<b>-1,180</b>	<b>46,290</b>
<b>LAW ENFORCEMENT</b>						
Law Enforcement Operations	74,143	73,639	+327	0	-5,417	68,549
Wildlife Trafficking					-2,963	
General Program Activities					-2,454	
Equipment Replacement	910	904	0	0	0	904
<b>Law Enforcement Total</b>	<b>75,053</b>	<b>74,543</b>	<b>+327</b>	<b>0</b>	<b>-5,417</b>	<b>69,453</b>
<b>INTERNATIONAL AFFAIRS</b>						
International Conservation	8,290	8,234	+26	0	-1,592	6,668
Wildlife Trafficking					+1,093	
General Program Activities					-2,685	
International Wildlife Trade	7,526	7,475	+53	0	+288	7,816
General Program Activities					+288	
<b>International Affairs Total</b>	<b>15,816</b>	<b>15,709</b>	<b>+79</b>	<b>0</b>	<b>-1,304</b>	<b>14,484</b>
<b>CONSERVATION AND ENFORCEMENT TOTAL</b>	<b>138,974</b>	<b>138,030</b>	<b>+635</b>	<b>-537</b>	<b>-7,901</b>	<b>130,227</b>
<b>FISH AND AQUATIC CONSERVATION</b>						
National Fish Hatchery Operations	55,418	55,041	+285	0	-5,347	49,979
Washington State Mass Marking					-1,465	
General Program Activities					-3,882	
Maintenance and Equipment	22,920	22,764	+45	0	-3,001	19,808
Annual Maintenance					-71	
Deferred Maintenance					-2,930	
Aquatic Habitat and Species Conservation						
Habitat Assessment and Restoration	29,391	29,191	+81	0	-7,631	21,641
Fish Passage Improvements					-4,680	
Klamath Basin Restoration Agreement					-1,370	
National Fish Habitat Action Plan					-966	
General Program Activities					-615	
Population Assessment and Cooperative Mgmt.	30,821	30,612	+100	0	-2,568	28,144
Alaska Fisheries Subsistence					+47	
Cooperative Recovery					-741	
General Program Activities					-1,874	

2019 Budget At A Glance						
<i>(Dollars in Thousands)</i>						
	2017 Actual	2018 CR Baseline	Fixed Costs	Internal Transfers	Program Changes	2019 Request
<b>Aquatic Invasive Species</b>	16,660	16,547	+57	0	-2,283	14,321
Asian Carp Prevention					-458	
State Plans/NISA Implementation/Coordination					-831	
State Plans/NISA Implementation/Coordination					-994	
<b>Aquatic Habitat and Species Conservation Subtotal</b>	76,872	76,350	+238	0	-12,482	64,106
<b>FISH AND AQUATIC CONSERVATION TOTAL</b>	155,210	154,155	+568	0	-20,830	133,893
<b>COOPERATIVE LANDSCAPE CONSERVATION</b>	12,988	12,900	0	0	-12,900	0
<b>SCIENCE SUPPORT</b>						
Adaptive Science	10,517	10,446	0	0	-10,446	0
Service Science	6,468	6,424	0	0	-6,424	0
<b>SCIENCE SUPPORT TOTAL</b>	16,985	16,870	0	0	-16,870	0
<b>GENERAL OPERATIONS</b>						
Central Office Operations	40,569	40,294	+247	+978	+1,530	43,049
Regional Office Operations	37,722	37,466	+415	0	-5,021	32,860
Servicewide Bill Paying	35,177	34,938	+163	0	+1,427	36,528
National Fish & Wildlife Foundation	7,022	6,974	0	0	-1,965	5,009
National Conservation Training Center	25,014	24,843	+145	0	-3,032	21,956
General Program Activities					-1,459	
Annual Maintenance					-1,573	
<b>GENERAL OPERATIONS TOTAL</b>	145,504	144,515	+970	+978	-7,061	139,402
<b>TOTAL - RESOURCE MANAGEMENT</b>	1,258,761	1,250,213	+6,232	0	-125,801	1,130,644
<b>Appropriation: CONSTRUCTION</b>						
Nationwide Engineering Services	7,161	7,112	+33	0	-1,724	5,421
Dam, Bridge and Seismic Safety	1,972	1,958	0	0	-726	1,232
Line Item Construction	9,482	9,419	0	0	-326	9,093
<b>TOTAL - CONSTRUCTION</b>	18,615	18,489	+33	0	-2,776	15,746
<b>Appropriation: LAND ACQUISITION</b>						
Land Acquisition Management	12,773	12,686	+60	0	-3,131	9,615
Land Protection Planning	465	462	0	0	-462	0
Exchanges	1,500	1,490	0	0	-793	697
Inholdings, Emergencies and Hardships	5,351	5,315	0	0	-3,674	1,641
Sportsmen and Recreational Access	2,500	2,483	0	0	-2,483	0
Highlands Conservation Act	10,000	9,932	0	0	-9,932	0
Land Acquisition	27,406	27,220	0	0	-27,220	0
<b>TOTAL - LAND ACQUISITION</b>	59,995	59,588	+60	0	-47,695	11,953
<b>Appropriation: NATIONAL WILDLIFE REFUGE FUND</b>	13,228	13,138	0	0	-13,138	0
<b>Appropriation: COOPERATIVE ENDANGERED SPECIES CONSERVATION FUND</b>	53,495	53,132	0	0	-53,132	0

<b>2019 Budget At A Glance</b>						
<i>(Dollars in Thousands)</i>						
	2017 Actual	2018 CR Baseline	Fixed Costs	Internal Transfers	Program Changes	2019 Request
Appropriation: NORTH AMERICAN WETLANDS CONSERVATION FUND	38,145	37,886	0	0	-4,286	33,600
Appropriation: MULTINATIONAL SPECIES CONSERVATION FUND	11,061	10,986	0	0	-4,986	6,000
Appropriation: NEOTROPICAL MIGRATORY BIRD CONSERVATION FUND	3,910	3,883	0	0	+17	3,900
Appropriation: STATE & TRIBAL WILDLIFE GRANTS	62,571	62,146	0	0	-30,860	31,286
<b>TOTAL, FISH AND WILDLIFE SERVICE (Current Disc.)</b>	<b>1,519,781</b>	<b>1,509,461</b>	<b>+6,325</b>	<b>0</b>	<b>-282,657</b>	<b>1,233,129</b>
<b>CANCELLATION OF PRIOR YEAR BALANCES</b>						
Appropriation: CONSTRUCTION					-2,000	-2,000
Appropriation: LAND ACQUISITION					-5,000	-5,000
<b>TOTAL, FISH AND WILDLIFE SERVICE (Discretionary)</b>					<b>-289,657</b>	<b>1,226,129</b>

### FY 2019 Summary of Fixed Cost Changes by Appropriation

(Dollars in Thousands)

Fixed Cost Component	Resource			TOTAL
	Management	Construction	Land Acq.	
Change in Pay Days	2,772	14	26	<b>2,812</b>
Pay Raise	3,654	19	34	<b>3,707</b>
Departmental Working Capital Fund	995			<b>995</b>
Workers' Compensation Payments	-832			<b>-832</b>
Unemployment Compensation Payments				<b>0</b>
GSA and non-GSA Space Rental Payments	-407			<b>-407</b>
Net O & M Baseline Adjustment	50			<b>50</b>
<b>TOTAL, Fixed Costs</b>	<b>6,232</b>	<b>33</b>	<b>60</b>	<b>6,325</b>

# Resource Management



## Resource Management

### Appropriations Language

*For necessary expenses of the United States Fish and Wildlife Service, as authorized by law, and for scientific and economic studies, general administration, and for the performance of other authorized functions related to such resources, \$1,130,644,000 to remain available until September 30,-2020: Provided, That not to exceed \$10,941,000 shall be used for implementing subsections (a), (b), (c), and (e) of section 4 of the Endangered Species Act of 1973 (16 U.S.C. 1533) (except for processing petitions, developing and issuing proposed and final regulations, and taking any other steps to implement actions described in subsection (c)(2)(A), (c)(2)(B)(i), or (c)(2)(B)(ii)).*

Note.—A full-year 2018 appropriation for this account was not enacted at the time the budget was prepared; therefore, the budget assumes this account is operating under the Continuing Appropriations Act, 2018 (Division D of P.L. 115-56, as amended). The amounts included for 2018 reflect the annualized level provided by the continuing resolution.

### Authorizing Statutes

**African Elephant Conservation Act**, (16 U.S.C. 4201-4245, 1538). Authorizes funding for approved projects for research, conservation, management or protection of African elephants. Authorizes prohibitions against the sale, importation, and exportation of ivory derived from African elephants.

**Agricultural Credit Act**, (P. L. 100-233). Section 616 authorizes the Secretary of Agriculture to transfer lands, interest therein, to Federal or State agencies for conservation purposes. The Fish and Wildlife Service assesses inventory lands to determine when such lands would be of benefit to the National Wildlife Refuge System and makes transfer recommendations.

**Airborne Hunting Act**, (16 U.S.C. 742 j-1). Section 13 of the Fish and Wildlife Act of 1956 prohibits taking or harassing wildlife from aircraft, except when protecting wildlife, livestock, and human health or safety as authorized by a Federal or State issued license or permit.

**Alaska National Interest Lands Conservation Act**, (16 U.S.C. 410hh-3233, 43 U.S.C 1602-1784). Provides for the designation and conservation of certain public lands in Alaska, including units of the National Wildlife Refuge System, and for the continuing subsistence needs of the Alaska Natives. Sec. 42(g) of this Act makes use of such Native lands subject to refuge regulations.

**Alaska Native Claims Settlement Act**, (43 U.S.C. 1601-1624). Provided various measures for settling the claims of Alaska Native peoples to land in Alaska, including authorization of selection and ownership of land within National Wildlife Refuges in Alaska by Native Corporations.

**Anadromous Fish Conservation Act**, (P. L. 89-304). Authorizes the Secretaries of the Interior and Commerce to enter into cooperative agreements with the States and other non-federal interests for the conservation, development, and enhancement of anadromous fish, including those in the Great Lakes, and to contribute up to 50 percent of the costs of carrying out such agreements.

**Antarctic Conservation Act**, (16 U.S.C. 2401). Provides for the conservation and protection of the fauna and flora of Antarctica, and their ecosystems.

**Archaeological Resources Protection Act** (16 U.S.C. 470aa-47011). Provides for protection of archaeological resources and sites on public and tribal lands and for increased cooperation between

government authorities, the professional archaeological community, and private collectors with collections obtained before October 31, 1979.

**Arctic Tundra Habitat Emergency Conservation Act**, (P.L.106-108). Requires the Secretary of the Interior to prepare, and as appropriate implement, a comprehensive, long-term plan for the management of mid-continent light geese and conservation of their habitat.

**Asian Elephant Conservation Act**, (16 U.S.C. 4261-4266, 1538). Provides for cooperative projects for the conservation and protection of Asian elephants.

**Atlantic Striped Bass Conservation Act**, (16 U. S.C. 5151-5158). The purpose of this act is to support and encourage development, implementation, and enforcement of effective interstate action regarding the conservation and management of Atlantic striped bass. The Act recognizes the commercial and recreational importance of Atlantic striped bass and establishes a consistent management scheme for its conservation. The three partners which share management responsibility for Atlantic striped bass are the Atlantic States Marine Fisheries Commission, the National Marine Fisheries Service and the U.S. Fish and Wildlife Service. Every two years, the Services are required to produce an Atlantic Striped Bass Biennial Report to Congress on the status and health of Atlantic Coast Striped Bass Stocks. The most recent report delivered to Congress was the 2007 Biennial Report to Congress.

**Bald and Golden Eagle Protection Act**, (16 U.S.C. 668-668d). This Act provides for the protection of Bald Eagles and Golden Eagles by prohibiting take, possession, sale, purchase, transport, export or import of such eagles or their parts or nests. Take, possession, and transport are permitted for certain authorized purposes.

**Brown Tree Snake Eradication and Control Act**, (P.L. 108-384). Through this Act, the U.S. Department of the Interior and the Department of Agriculture support a multi-agency and partner effort to eradicate brown tree snakes in Guam and to prevent introduction or establishment of this invasive species on other Pacific islands or the U.S. mainland.

**Billy Frank Jr. Tell Your Story Act**, (P.L. 114-101). Establishes the Medicine Creek Treaty National Memorial within the Billy Frank Jr. Nisqually National Wildlife Refuge The Department of the Interior must: (1) establish the boundaries of the Medicine Creek Treaty National Memorial and to provide for its administration and interpretation by the U.S. Fish and Wildlife Service; and (2) coordinate with representatives of the Muckleshoot, Nisqually, Puyallup, and Squaxin Island Indian Tribes in providing for that interpretation.

**Chehalis River Basin Fishery Resources Study and Restoration Act**, (P. L. 101-452). Authorizes a joint Federal, State, and tribal study for the restoration of the fishery resources of the Chehalis River Basin, Washington.

**Coastal Barrier Resources Act, as amended by the Coastal Barrier Improvement Act of 1990**, (16 U.S.C. 3501 et seq.) Requires the Secretary (delegated to the Service) to maintain the maps of the Coastal Barrier Resources System, to review the system at least every five years for changes which have occurred as a result of natural forces, and to make minor and technical changes to the maps of the System reflecting those natural changes. It also requires the Secretary to submit a study to Congress on the need to include the west coast in the system, and to lead an interagency task force to provide recommendations to Congress for legislative action and Federal policies on developed and undeveloped coastal barriers.



**Coastal Wetlands Planning, Protection, and Restoration Act**, (16 U.S.C. 3951-3156). Provides a Federal grant program for the acquisition, restoration, management, and enhancement of coastal wetlands of States adjacent to the Atlantic, Gulf of Mexico, the Great Lakes, and the Pacific, including Puerto Rico, the U.S. Virgin Islands, American Samoa, and the Pacific U.S. insular areas. Provides that the Service update and digitize wetlands maps in Texas and conduct an assessment of the status, condition, and trends of wetlands in that State. Provides permanent authorization to appropriate receipts, coastal wetlands conservation grants and North American Wetlands Conservation projects.

**Coastal Zone Management Act**, (16 U.S.C. 1451-1464). Establishes a voluntary national program within the Department of Commerce to encourage coastal States to develop and implement coastal zone management plans. Activities that affect coastal zones must be consistent with approved State programs. The Act also establishes a National Estuarine Research Reserve System (NERRS).

**Colorado River Floodway Protection Act**, (43 U.S.C. 1600; 42 U.S.C. 4029). Established a Task Force to advise the Secretary on the specific boundaries for and management for the area.

**Colorado River Storage Project Act**, (43 U.S.C. 620). Provides that facilities will be built and operated to mitigate losses of, and improve conditions for, fish and wildlife in connection with the Colorado River Storage.

**Comprehensive Environmental Response, Compensation, and Liability Act**, (42 U.S.C. 9601, et seq.). Provides that responsible parties, including Federal landowners, investigate and clean up releases of hazardous substances. Trustees for natural resources, which includes the Secretary of the Interior, may assess and recover damages for injury to natural resources from releases of hazardous substances and use the damages for restoration, replacement or acquisition of equivalent natural resources. Provides permanent authorization to appropriate receipts from responsible parties.

**Coral Reef Conservation Act**, (16 U.S.C. 6401 et seq.). Promotes wise management and sustainable use of coral reef ecosystems and develop sound scientific information on the condition of coral reef ecosystems and threats to them. Provides financial resources to local communities and nongovernmental organizations to assist in the preservation of coral reefs. It establishes a formal mechanism for collecting and allocating monetary donations from the private sector to be used for coral reef conservation projects.

**Delaware River Basin Restoration Act**, (P.L. 114-322). Establishes a Delaware River Basin restoration program and directs the Secretary to produce a basin-wide strategy that draws on existing conservation efforts, involves partners, and provides for the implementation of a shared set of science-based restoration and protection activities, including cost-effective projects with measurable results that maximize conservation outcomes with no net gain of Federal employees. Establishes a voluntary grant and technical assistance program. Sunsets on September 30, 2023. Enacted as part of the Water Resources Development Act of 2016.

**Eliminate, Neutralize, and Disrupt Wildlife Trafficking Act of 2016**, (P.L. 114-231). Sets forth a national policy on wildlife trafficking and several directions for the U.S. Secretary of State. Creates a Presidential Task Force on Wildlife Trafficking, the co-chairs of which include the Secretary of the Interior. Authorizes anti-poaching and anti-trafficking programs. Amended the Pelly Amendment to the Fisherman's Protection Act to require that Pelly certifications made to the President by the Secretaries of Commerce and the Interior be reported to Congress.

**Emergency Wetlands Resources Act**, (16 U.S.C. 3901). Provides for the collection of entrance fees, thirty percent of which may be used for refuge operations and maintenance, and for the Secretary to establish and periodically review a national wetlands priority conservation plan for Federal and State

wetlands acquisition, complete National Wetlands Inventory maps for the contiguous United States by September 30, 1998, to update the report on wetlands status and trends by September 30, 1990, and at 10-year intervals thereafter.

**Endangered Species Act**, (16 U.S.C. 1531-1544). Prohibits the import, export, or taking of fish and wildlife and plants that are listed as threatened or endangered species; provides for adding species to and removing them from the list of threatened and endangered species, and for preparing and implementing plans for their recovery; provides for interagency cooperation to avoid take of listed species and for issuing permits for otherwise prohibited activities; provides for cooperation with States, including authorization of financial assistance; and implements the provisions of the Convention on International Trade in Endangered Species of Wild Flora and Fauna (CITES).

**Fallon-Paiute Shoshone Indian Water Settlement Act**, (P.L. 101-618). Establishes the Lahontan Valley and Pyramid Lake Fish and Wildlife Fund. Funds are administered by the Service for use in restoring Lahontan Valley wetlands and recovering the endangered and threatened fish of Pyramid Lake. Section 206(a) authorizes the acquisition of water rights for restoring wetlands in Lahontan Valley. The Act stipulates that sufficient water rights be acquired to restore and sustain, on a long term average, approximately 25,000 acres of primary wetland habitat within Nevada's Lahontan Valley.

**Federal Insecticide, Fungicide and Rodenticide Control Act**, (7 U.S.C. 136-136y). Provides for the registration of pesticides to avoid unreasonable adverse effects to humans or the environment. Such registrations are considered Federal actions and are subject to consultations with the Service under the Endangered Species Act.

**Federal Lands Recreation Enhancement Act (FLREA)**, (16 U.S.C. 6801-6814). Through this Act, Congress authorized Federal collection of fees for recreational use of public lands managed by the U.S. Fish and Wildlife Service, The Bureau of Reclamation, the National Park Service, The Bureau of Land Management and the Forest Service.

**Federal Land Transaction Facilitation Act (FLTFA)**, (43 U.S.C. 2301-2306). Allows the sale of BLM lands identified for disposal, with sales proceeds used for land acquisition by the various land management agencies, including the U.S. Fish and Wildlife Service.

**Federal Power Act**, (16 U.S.C. 791a et seq.). Provides that each license for hydropower projects issued by the Federal Energy Regulatory Commission includes fish ways prescribed by the Secretary of the Interior or Commerce, and that conditions for the protection, mitigation and enhancement of fish and wildlife based on recommendations of the Service and other agencies.

**Federal Water Pollution Control Act (Clean Water Act)**, (33 U.S.C. 1251-1387). Section 404 (m) authorizes the Service to comment on permit applications submitted to the U.S. Army Corps of Engineers for the discharge of dredged or fill material into navigable waters of the United States. Section 208(i) authorizes the Service to provide technical assistance to States in developing management practices as part of its water pollution control programs and to continue with the National Wetlands Inventory. Section 320 authorizes the establishment of a State/Federal cooperative program to nominate estuaries of national significance and to develop and implement management plans to restore and maintain the biological and chemical integrity of estuarine waters.

**Fish and Wildlife Act of 1956**, (16 U.S.C. 742(a)-754). Establishes a comprehensive national fish and wildlife policy and authorizes the Secretary to take steps required for the development, management, advancement, conservation, and protection of fisheries resources and wildlife resources through research, acquisition of refuge lands, development of existing facilities, and other means.

**Fish and Wildlife Conservation Act**, (16 U.S.C. 2901-2911). Directs the Secretary to undertake research and conservation activities, in coordination with other Federal, State, international and private organizations, to fulfill responsibilities to conserve migratory nongame birds under existing authorities. The Secretary is required, for all species, subspecies, and migratory nongame birds, to monitor and assess population trends and status; to identify environmental change and human activities; and to identify species in need of additional conservation and identify conservation actions to ensure perpetuation of these species.

**Fish and Wildlife Coordination Act**, (16 U.S.C. 661-666(e)). Directs the Service to investigate and report on proposed Federal actions that affect any stream or other body of water and to provide recommendations to minimize impacts on fish and wildlife resources.

**Fisheries Restoration and Irrigation Mitigation Act**, (16 U.S.C. 777 note; Public Law 106-502). Congress reauthorized the Fisheries and Irrigation Mitigation Act (FRIMA) as part of the Omnibus Public Land Management Act of 2009, P.L. 111-11. FRIMA was established in 2000 and has been an important tool for addressing fish screening and fish passage needs in the Pacific Northwest States. .

**Fishery Conservation and Management Act**, (Magnuson-Stevens Act), (16 U.S.C. 1801-1882, 90 Stat. 331). Authorizes the conservation and management of the fishery resources found within the Exclusive Economic Zone of the United States, including anadromous species, through eight Regional Fishery Management Councils. Establishes the Service as a nonvoting member of the Councils.

**Food Security Act**, (16 U.S.C. 801-3945). Provides that the Secretary of Agriculture consult with the Secretary of the Interior on the identification of wetlands, determinations of exemptions, and issuance of regulations to carry out the provisions of this Act. Requires the Service to concur in wetland mitigation plans in association with minimal effect exemptions and to concur in conservation plans for lands proposed for inclusion in the Wetlands Reserve program. Establishes a program to protect and restore wetlands on Farmers Home Administration inventory property and provides for the Service to identify such wetlands.

**Great Ape Conservation Act**, (16 U.S.C. 6301 et seq.). Authorizes grants to foreign governments, the CITES secretariat, and non-governmental organizations for the conservation of great apes. The funds are to be a sub-account of the Multinational Species Conservation Fund.

**Great Lakes Critical Programs Act**, (P.L. 101-596). Authorization for Service activities is contained in title III, the "Lake Champlain Special Designation Act of 1990".

**Great Lakes Fish and Wildlife Restoration Act**, (P.L. 109-326). On October 12, 2006, President Bush signed the bill into law. The measure was first enacted in 1990 and reauthorized in 1998. The 2006 reauthorization places new emphasis on terrestrial wildlife projects, whereas the previous Acts were primarily devoted to fisheries. The bill also reauthorizes the existing State and tribal grant program and provides new authority for the Service to undertake regional restoration projects. In addition, it directs the Service to create and maintain a website to document actions taken as a result of the Act. Under authority of the Great Lakes Fish and Wildlife Restoration Act of 2006, the Great Lakes Fish and Wildlife Restoration Act Grant Program provides Federal grants on a competitive basis to States, Tribes and other interested entities to encourage cooperative conservation, restoration and management of fish and wildlife resources and their habitat in Great Lakes basin..

**Great Lakes Fishery Act**, (16 U.S.C. 931-939). Implements the Convention on Great Lakes Fisheries between the United States and Canada, and authorizes the Secretary and the Service to undertake lamprey control and other measures related to the Convention.

**Highlands Conservation Act**, (P.L. 108-421). Authorizes the Secretary of the Interior to provide financial assistance to the States of Connecticut, New Jersey, New York, and Pennsylvania (Highland States) to preserve and protect high priority conservation land in the Highlands region, an area depicted on a National Forest Service map entitled "The Highlands Region" dated June 2004.

**Junior Duck Stamp Conservation and Design Program Act**, (16 U.S.C. 719 et seq.). Authorizes an annual Junior Duck Stamp competition and environmental education program for school children; provides for the licensing and marketing of winning designs, with proceeds used for awards and scholarships to participants. Public Law 109-166 reauthorizes the Junior Duck Stamp Conservation and Design Program Act of 1994. .

**Klamath River Basin Fishery Resources Restoration Act**, (16 U.S.C.460ss et seq.). Requires the Secretary to develop and implement a restoration plan for the Klamath River Basin.

**Lacey Act Amendments of 1981**, (18 U.S.C. 42; 16 U.S.C. 3371-3378). Provides that the Secretary designate injurious wildlife and ensure the humane treatment of wildlife shipped to the United States. Prohibits importation, exportation, transportation, sale, or purchase of fish and wildlife taken or possessed in violation of State, Federal, Indian tribal, and foreign laws. Provides for enforcement of Federal wildlife laws, and Federal assistance to the States and foreign governments in the enforcement of non-federal wildlife laws.

**Marine Mammal Protection Act**, (16 U.S.C. 1361-1407). Established a moratorium on taking and importing marine mammals, including parts and products. Defines the Federal responsibility for conservation of marine mammals, with management authority vested in the Department for the sea otter, walrus, polar bear, dugong, and manatee.

**Marine Mammal Rescue Assistance Grants**, (16 U.S.C. 1421f; 114 Stat. 2765. Title II of P.L. 106-555). Amended the Marine Mammal Protection Act to authorize grants to non-governmental organizations which participate in the rescue and rehabilitation of stranded marine mammals.

**Marine Turtle Conservation Act**, (16 U.S.C. 6601-6607). Established a Marine Turtle Conservation Fund in the Multinational Species Conservation Fund. The fund is a separate account to assist in the conservation of marine turtles, and the nesting habitats of marine turtles in foreign countries.

**Migratory Bird Conservation Act**, (16 U.S.C. 715-715d). Authorizes the Secretary to conduct investigations and publish documents related to North American birds, and establishes a Migratory Bird Conservation Commission (MBCC) to approve areas recommended by the Secretary for acquisition. The MBCC also approves wetlands conservation projects recommended by the North American Wetlands Conservation Council under the North American Wetlands Conservation Act.

**Migratory Bird Hunting and Conservation Stamp Act**, (16 U.S.C. 718). This Act, commonly referred to as the Duck Stamp Act, requires waterfowl hunters, 16 years of age or older, to purchase and possess a valid Federal waterfowl hunting stamp prior to taking migratory waterfowl. The Secretary is authorized to use \$1 million from sales of migratory bird hunting and conservation stamps to promote additional sales of stamps.

**Migratory Bird Treaty Act of 1918**, (16 U.S.C. 703-712). Implements four international treaties that affect migratory birds common to the United States, Canada, Mexico, Japan, and the former Soviet Union. Establishes Federal responsibility for protection and management of migratory and non-game birds, including the establishment of season length, bag limits, and other hunting regulations, and the issuance of permits to band, possess or otherwise make use of migratory birds.

**National Aquaculture Development Act**, (16 U.S.C. 2801-2810). Established a coordinating group, the Joint Subcommittee on Aquaculture (JSA). The JSA has been responsible for developing the National Aquaculture Development Plan. The plan establishes a strategy for the development of an aquaculture industry in the United States.

**National Environmental Policy Act of 1969** (NEPA), (42 U.S.C. 4321 et seq.). Provides that the Service examine the environmental impacts, incorporate environmental information, and use public participation in the planning and implementation of all actions; integrate NEPA with other planning requirements; prepare NEPA documents to facilitate better environmental decision making; and review Federal agency environmental plans and documents when the Service has jurisdiction by law or special expertise with respect to any environmental impacts involved.

**National Fish and Wildlife Foundation Establishment Act**, (16 U.S.C. 3701-3709). Established a federally-chartered, nonprofit corporation to encourage and administer donations to benefit Service programs and other activities to conserve fish, wildlife, and plant resources.

**National Historic Preservation Act of 1966**, (16 U.S.C. 470-470b, 470c-470n). Directs Federal agencies to preserve, restore, and maintain historic cultural environments.

**National Wildlife Refuge System Administration Act**, (16 U.S.C. 668dd et seq.). Provides authority, guidelines and directives for the Service to improve the National Wildlife Refuge System; administer a national network of lands and waters for the conservation, management, and restoration of fish, wildlife and plant resources and habitat; ensure the biological integrity, diversity, and environmental health of refuges is maintained; define compatible wildlife-dependent recreation as appropriate general public use of refuges; establish hunting, fishing, wildlife observation and photography, and environmental education as priority uses; establish a formal process for determining compatible uses of refuges; and provide for public involvement in developing comprehensive conservation plans for refuges.

**The National Wildlife Refuge System Improvement Act**, (P.L. 105-57). Spells out wildlife conservation as the fundamental mission of the refuge system; requires comprehensive conservation planning to guide management of the refuge system; directs the involvement of private citizens in land management decisions; and provides that compatible wildlife-dependent recreation is a legitimate and appropriate use that should receive priority in refuge planning and management.

**The National Wildlife Refuge System Centennial Act**, (P.L. 106-408). Reinforces *National Wildlife Refuge System Improvement Act* provisions to raise public understanding and appreciation for the refuge system; calls on the Secretary of the Interior to establish a Centennial Commission to oversee special public outreach activities leading up to and during the Centennial year, leverage resources with public and private partners for outreach efforts, and plan and host a major conference in 2003; calls on the Service to develop a long-term plan to address the highest priority operations, maintenance, and construction needs of the National Wildlife Refuge System; and requires an annual report assessing the operations and maintenance backlogs and transition costs associated with newly acquired refuges lands.

**National Wildlife Refuge Volunteer Improvement Act**, (P.L. 111-357). Authorizes cooperative agreements with nonprofit partner organizations, academic institutions, or State and local governments to

construct, operate, maintain, or improve refuge facilities and services, and to promote volunteer, outreach, and education programs.

**Neotropical Migratory Bird Conservation Act**, (16 U.S.C. 6101 et. seq.). Authorizes grants for the conservation of neotropical migratory birds in the United States and Latin America and the Caribbean, with 75 percent of the amounts made available to be expended on projects outside the United States. The funds are to be a sub-account of the Multinational Species Conservation Fund. Title III of P.L. 109-363, reauthorized appropriations for the Neotropical Migratory Bird Conservation Act.

**New England Fishery Resources Restoration Act**, (P.L. 101-593). Authorizes the Service to formulate, establish, and implement cooperative programs to restore and maintain nationally significant interjurisdictional fishery resources in New England river systems.

**Nonindigenous Aquatic Nuisance Species Prevention and Control Act**, as amended by the National Invasive species Act, (NISA, 16 U.S.C. 4701 et seq.), authorizes the Service to develop and implement a program to prevent and control infestations of zebra mussels and other nonindigenous aquatic invasive species in waters of the United States.

**North American Wetlands Conservation Act**, (16 U.S.C. 4401). Authorizes grants to public-private partnerships in Canada, Mexico and the U.S. to protect, enhance, restore, and manage waterfowl, other migratory birds and other fish and wildlife, and the wetland ecosystems and other habitats upon which they depend, consistent with the North American Waterfowl Management Plan. There is a Standard and a Small Grants Program. Both are competitive grants programs which require that grant requests be matched by partner contributions at no less than a 1-to-1 ratio. Funds from U.S. Federal sources may contribute towards a project, but are not eligible as match. Public Law 109-322 reauthorized the North American Wetlands Conservation Act.

**Nutria Eradication and Control Act**, (P.L. 108-16). Provides for the States of Maryland and Louisiana to implement nutria eradication or control measures and restore marshland damaged by nutria.

**Oil Pollution Act**, (P.L. 101-380). Provides that the Service consult with others on the development of a fish and wildlife response plan for the protection, rescue, and rehabilitation of, and the minimization of risk of damage to fish and wildlife resources and their habitat harmed or jeopardized by an oil discharge.

**Partnerships for Wildlife Act**, (16 U.S.C. 3741-3744). This Act establishes a Wildlife Conservation and Appreciation Fund to receive appropriated funds and donations from the National Fish and Wildlife Foundation and other private sources to assist the State fish and game agencies in carrying out their responsibilities for conservation of nongame species and authorizes grants to the States for programs and projects to conserve nongame species.

**Partners for Fish and Wildlife Act**, (16 U.S.C. 3771-3774). Provides for the restoration, enhancement, and management of fish and wildlife habitats on private land through the Partners for Fish and Wildlife Program, a program that works with private landowners to conduct cost-effective habitat projects for the benefit of fish and wildlife resources in the United States.

**Pelly Amendment to the Fishermen's Protective Act**, (22 U.S.C. 1978). Authorizes the President to embargo wildlife products, including fish, and limit other imports from nations whose nationals are determined by the Secretary of the Interior or Commerce to be engaging in trade or take that undermines the effectiveness of any international treaty or convention for the protection of endangered or threatened species to which the United States is a party.

**Permanent Electronic Duck Stamp Act**, (P.L. 113-239). Authorizes the Service to permanently allow any State to provide hunting and conservation stamps for migratory birds (referred to as Federal Duck Stamps) electronically. The electronic stamps would remain valid for 45 days to allow for the physical stamps to arrive in the mail.

**Public Utility Regulatory Policies Act**, (16 U.S.C. 2602-2645) and **Energy Security Act of 1980**, (16 U.S.C. 792-828(c)). Authorizes the Service to investigate and report on effects of hydropower development on fish and wildlife during the licensing process of the Federal Energy Regulatory Commission.

**Recreational Use of Fish and Wildlife Areas**, (16 U.S.C. 460k-460k-4). Commonly known as the Refuge Recreation Act of 1962, authorizes the Secretary to administer refuges, hatcheries, and other conservation areas for recreational use when such use does not interfere with the primary purpose for which these areas were established.

**Refuge Recreation Act**, (16 U.S.C. 460k-460k-4). Public Law 87-714, approved September 28, 1962 (76 Stat.653) as amended by Public Law 89-669, approved October 14, 1966, (80 Stat.930) and Public Law 92-534, approved October 23, 1972, (86 Stat. 1063) authorized the Secretary to administer refuges, hatcheries and other conservation areas for recreational use, when such uses do not interfere with the areas primary purposes.

**Resource Conservation Recovery Act**, (42 U.S.C. 6901). Establishes standards for Federal agencies on the treatment, transportation, storage, and disposal of solid and hazardous wastes on Federal lands and facilities.

**Rhinoceros and Tiger Conservation Act**, (16. U.S.C. 5306(a), 1538). Authorizes grants to other nations and to the CITES Secretariat for programs directly or indirectly assisting in the conservation of rhinoceros and tigers. Prohibits the sale, importation, and exportation of products derived from any species of rhinoceros and tiger.

**Salmon and Steelhead and Conservation and Enhancement Act of 1980**, (16 U.S.C. 3301, 11-15, 21-25, 31-36, 41-45). Provides for management and enhancement planning to help prevent a further decline of salmon and steelhead stocks, and to assist in increasing the supply of these stocks within the Columbia River conservation area and the Washington conservation area.

**Sikes Act**, (16 U.S.C. 670a-670o). Authorizes the Secretary to cooperate with the Department of Defense, Department of Energy, National Aeronautics and Space Administration, Bureau of Land Management, and State agencies in planning, developing, maintaining and rehabilitating Federal lands for the benefit of fish and wildlife resources and their habitat.

**Strategic Response to Asian Carp Invasion Act**, (P.L. 113-121). Requires the Director of the U.S. Fish and Wildlife Service, in coordination with the Army Corps of Engineers, the National Park Service, and the U.S. Geological Survey, to lead a multiagency effort to slow the spread of Asian Carp in the Upper Mississippi and Ohio River basins and tributaries by providing high-level technical assistance, coordination, best practices, and support to state and local government strategies, to slow, and eventually eliminate, the threat posed by such carp. Enacted in the Water Resources Reform and Development Act of 2014.

**Surface Mining Control and Reclamation Act**, (30 U.S.C. 1201 et seq.). Authorizes the Secretary to regulate surface mining and reclamation at existing and future mining areas. The Service provides

technical assistance for fish and wildlife aspects of the Department of the Interior's programs on active and abandoned mine lands.

**Water Resources Development Act**, (90 Stat. 2921). Authorizes the Lower Snake River Compensation Plan to mitigate fish and wildlife losses caused by power generation at four Corps of Engineers dams on the Lower Snake River in Washington.

**Wild Bird Conservation Act**, (16 U.S.C. 4901-4916). Requires that all trade in wild bird involving the United States is biologically sustainable and to the benefit of the species, and by limiting or prohibiting imports of exotic birds when not beneficial to the species.

**Youth Conservation Corps Act**, (16 USC 1701-1706) as amended by P.L. 93-408, September 3, 1974, to expand and make permanent the Youth Conservation Corps, and for other purposes. The Youth Conservation Corps (YCC) program, started in 1971, is a summer employment program for young men and women (ages 15–18) from all segments of society who work, learn, and earn together by doing projects for the U.S. Fish and Wildlife Service's National Wildlife Refuge System lands and National Fish Hatcheries. The objectives of this program (as reflected in Public Law 93-408) authorize the Department of the Interior, Fish and Wildlife Service to operate the YCC Program.

#### **Executive Orders**

The Executive Orders listed are not an exhaustive list and are those most frequently referenced and used by the Service.

**Floodplain Management**, (Executive Order 11988). Requires that federally-owned floodplains be protected through restricting future activities that would harm the floodplain resource or withhold such properties from lease or disposal to non-federal public or private partners.

**Migratory Birds**, (Executive Order 13186). Directs Federal agencies taking actions that may have measurable negative impacts on migratory bird populations to enter into memoranda of understanding (MOU) with the Service to promote conservation of migratory bird populations and directs the Secretary of the Interior to establish a multi-agency Council for the Conservation of Migratory Birds.

**Protection of Wetlands**, (Executive Order 11990). Requires that federally-owned wetlands proposed for lease or conveyance to non-federal public or private parties be protected through restricting any future uses that would degrade or harm the wetland resource in the conveyance or withhold such properties from lease or disposal.

**Recreational Fisheries**, (Executive Order 12962). Directs Federal agencies to improve the quantity, function, and sustainable productivity, and distribution of U.S. aquatic resources for increased resources for recreational fishing opportunities. The Service and the National Marine Fisheries Service are ordered to promote compatibility and to reduce conflicts between the administration of the *Endangered Species Act* and recreational fisheries. The Secretary is directed to expand the role of the Sport Fishing and Boating Partnership council to monitor specific Federal activities affecting aquatic systems and the recreational fisheries they support.

**Combating Wildlife Trafficking**, (Executive Order 13648). Directs agencies to combat the illegal poaching and wildlife trade of protected species, both domestically and internationally. Wildlife trafficking not only endangers the survival of wildlife species, but also contributes to global instability and undermines security. The Secretary of the Interior will co-chair a Presidential Task Force on Wildlife Trafficking with the Secretary of State and Attorney General, or their designees.



**Improving Performance of Federal Permitting and Review of Infrastructure Projects**, (Executive Order 13604). Directs agencies to make the Federal permitting and review process of infrastructure projects efficient and effective to support economic growth while ensuring the health, safety, and security of the environment and communities. Agencies are to provide transparency, consistency, and predictability in the process for both project sponsors and affected communities.

### **Major Treaties and Conventions**

The Service is party to numerous International Treaties and Conventions, all of which cannot be listed here due to space constraints. However, those listed below are more pertinent to the daily activities of Service programs.

**Convention on International Trade in Endangered Flora and Fauna**, (TIAS 8249). Parties who signed the Convention in March of 1973 agreed to restrict international trade in all species threatened with extinction (Appendix I species), all species which may be threatened with extinction unless trade is halted or restricted (Appendix II species), and all species which the parties identify as being subject to regulation for the purpose of preventing or restricting exploitation (Appendix III species). Many species listed under CITES are also listed under the *Endangered Species Act*. The Service is responsible for issuing all CITES permits in the United States.

**Convention on Nature Protection and Wildlife Preservation in the Western Hemisphere**, (56 Stat. 1354). Signed in October of 1940, this Convention authorizes the contracting parties to establish national parks, national reserves, nature monuments, and strict wilderness reserves for the preservation of flora and fauna, especially migratory birds.

**Convention on Wetlands of International Importance Especially as Waterfowl Habitat (Ramsar)**, (TIAS 11084). The Ramsar Convention, ratified by over 90 nations, promotes the sustainable management of important wetlands around the world, especially as habitat for waterfowl. The Service's objective with this initiative is to strengthen worldwide collaboration regarding conservation and management of wetlands habitats which sustain resources shared by or of importance to all countries of the globe.

Summary of Requirements Appropriation: Resource Management <i>(Dollars in Thousands)</i>															
	2017 Actual		2018 CR Baseline		Fixed Costs		Internal Transfers		Program Changes		2019 Request		Change from 2018 (+/-)		
	FTE	Amount	FTE	Amount	(+/-)	FTE	Amount	FTE	Amount	FTE	Amount	FTE	Amount	FTE	Amount
<b>Ecological Services</b>															
Listing	139	20,515	138	20,376	+107	0	0	0	-61	-9,542	77	10,941	-61	-9,435	
Planning and Consultation	683	103,079	679	102,380	+633	0	0	0	-42	-4,185	637	98,828	-42	-3,552	
Conservation and Restoration	190	32,396	189	32,176	+178	0	0	0	-59	-11,167	130	21,187	-59	-10,989	
Recovery	478	84,032	475	83,462	+402	0	0	0	+8	-3,044	483	80,820	+8	-2,642	
<b>Subtotal, Ecological Services</b>	<b>1,490</b>	<b>240,022</b>	<b>1,481</b>	<b>238,394</b>	<b>+1,320</b>	<b>0</b>	<b>0</b>	<b>0</b>	<b>-154</b>	<b>-27,938</b>	<b>1,327</b>	<b>211,776</b>	<b>-154</b>	<b>-26,618</b>	
<b>Habitat Conservation</b>															
Partners for Fish and Wildlife	246	51,776	244	51,424	+237	0	0	0	-16	-15,896	228	35,765	-16	-15,659	
Coastal Program	53	13,375	53	13,285	+45	0	0	0	-11	-6,818	42	6,512	-11	-6,773	
<b>Subtotal, Habitat Conservation</b>	<b>299</b>	<b>65,151</b>	<b>297</b>	<b>64,709</b>	<b>+282</b>	<b>0</b>	<b>0</b>	<b>0</b>	<b>-27</b>	<b>-22,714</b>	<b>270</b>	<b>42,277</b>	<b>-27</b>	<b>-22,432</b>	
<b>National Wildlife Refuge System</b>															
Wildlife and Habitat Management	1,387	231,843	1,377	230,268	+1,293	-3	-441	-4	-2,788	1,370	228,332	-7	-1,936		
Visitor Services	531	73,319	528	72,821	+476	0	0	0	-11	-2,030	517	71,267	-11	-1,554	
Refuge Law Enforcement	239	38,054	238	37,796	+268	0	0	0	0	-81	238	37,983	0	+187	
Conservation Planning	17	2,523	17	2,506	0	0	0	0	-17	-2,506	0	0	-17	-2,506	
Refuge Maintenance	587	138,188	584	137,249	+420	0	0	0	-10	-2,182	574	135,487	-10	-1,762	
<b>Subtotal, National Wildlife Refuge System</b>	<b>2,761</b>	<b>483,927</b>	<b>2,744</b>	<b>480,640</b>	<b>2,457</b>	<b>-3</b>	<b>-441</b>	<b>-42</b>	<b>-9,587</b>	<b>2,699</b>	<b>473,069</b>	<b>-45</b>	<b>-7,571</b>		
<b>Conservation and Enforcement</b>															
Migratory Bird Management	221	48,105	220	47,778	+229	-4	-537	-5	-1,180	211	46,290	-9	-1,488		
Law Enforcement	347	75,053	347	74,543	+327	0	0	0	-10	-5,417	337	69,453	-10	-5,090	
Offsetting Collections									0	0			0	0	
International Affairs	85	15,816	85	15,709	+79	0	0	0	-1	-1,304	84	14,484	-1	-1,225	
<b>Subtotal, Conservation and Enforcement</b>	<b>653</b>	<b>138,974</b>	<b>652</b>	<b>138,030</b>	<b>+635</b>	<b>-4</b>	<b>-537</b>	<b>-16</b>	<b>-7,901</b>	<b>632</b>	<b>130,227</b>	<b>-20</b>	<b>-7,803</b>		
<b>Fish and Aquatic Conservation</b>															
National Fish Hatchery System Operations	342	55,418	339	55,041	+285	0	0	0	-29	-5,347	310	49,979	-29	-5,062	
Maintenance and Equipment	65	22,920	65	22,764	+45	0	0	0	-4	-3,001	61	19,808	-4	-2,956	
Aquatic Habitat and Species Conservation	336	76,872	334	76,350	+238	0	0	0	-45	-12,482	289	64,106	-45	-12,244	
<b>Subtotal, Fish and Aquatic Conservation</b>	<b>743</b>	<b>155,210</b>	<b>738</b>	<b>154,155</b>	<b>+568</b>	<b>0</b>	<b>0</b>	<b>0</b>	<b>-78</b>	<b>-20,830</b>	<b>660</b>	<b>133,893</b>	<b>-78</b>	<b>-20,262</b>	
<b>Cooperative Landscape Conservation</b>															
Science Support	67	12,988	62	12,900	0	0	0	0	-62	-12,900	0	0	-62	-12,900	
Adaptive Science	9	10,517	9	10,446	0	0	0	0	-9	-10,446	0	0	-9	-10,446	
Service Science	17	6,468	17	6,424	0	0	0	0	-17	-6,424	0	0	-17	-6,424	
<b>Subtotal, Science Support</b>	<b>26</b>	<b>16,985</b>	<b>26</b>	<b>16,870</b>	<b>0</b>	<b>0</b>	<b>0</b>	<b>0</b>	<b>-26</b>	<b>-16,870</b>	<b>0</b>	<b>0</b>	<b>-26</b>	<b>-16,870</b>	
<b>General Operations</b>															
Central Office Operations	265	40,569	225	40,294	+247	+12	+978	-17	+1,530	220	43,049	-5	+2,755		
Regional Office Operations	395	37,722	350	37,466	+415	0	0	0	-25	-5,021	325	32,860	-25	-4,606	
Service-wide Bill Paying	20	35,177	18	34,938	+163	0	0	0	0	+1,427	18	36,528	0	+1,590	
National Fish and Wildlife Foundation	0	7,022	0	6,974	0	0	0	0	0	-1,965	0	5,009	0	-1,965	
National Conservation Training Center	119	25,014	117	24,843	+145	-5	0	-7	-3,032	105	21,956	-12	-2,887		
<b>Subtotal, General Operations</b>	<b>799</b>	<b>145,504</b>	<b>710</b>	<b>144,515</b>	<b>+970</b>	<b>+7</b>	<b>+978</b>	<b>-49</b>	<b>-7,061</b>	<b>668</b>	<b>139,402</b>	<b>-42</b>	<b>-5,113</b>		
<b>Total, Resource Management</b>	<b>6,838</b>	<b>1,258,761</b>	<b>6,710</b>	<b>1,250,213</b>	<b>+6,232</b>	<b>0</b>	<b>0</b>	<b>-454</b>	<b>-125,801</b>	<b>6,256</b>	<b>1,130,644</b>	<b>-454</b>	<b>-119,569</b>		

**U.S. Fish and Wildlife Service**  
**Resource Management**  
**Justification of Fixed Costs and Internal Realignments**  
*(Dollars In Thousands)*

<b>Fixed Cost Changes and Projections</b>	<b>2018 Total or Change</b>	<b>2018 to 2019 Change</b>
Change in Number of Paid Days This column reflects changes in pay associated with the change in the number of paid days between the CY and BY.	+0	+2,772
Pay Raise The change reflects the salary impact of the 1.9% pay raise for 2018 as signed by the President in February 2017. There is no pay raise for 2019 (0.0%).	+13,766	+3,654
Departmental Working Capital Fund The change reflects expected changes in the charges for centrally billed Department services and other services through the Working Capital Fund. These charges are detailed in the Budget Justification for Departmental Management.	+876	+995
Worker's Compensation Payments The amounts reflect projected changes in the costs of compensating injured employees who suffer accidental deaths while on duty. Costs will reimburse the Department of Labor, Federal Employees Compensation Fund, pursuant to 5 U.S.C. 8147(b) as amended by Public Law 94-273.	+355	-832
Unemployment Compensation Payments The amounts reflect projected changes in the costs of unemployment compensation claims to be paid to the Department of Labor, Federal Employees Compensation Account, in the Unemployment Trust Fund, pursuant to Public Law 96-499.	+24	+0
Rental Payments The amounts reflect changes in the costs payable to the General Services Administration (GSA) and others for office and non-office space as estimated by GSA, as well as the rental costs of other currently occupied space. These costs include building security; in the case of GSA space, these are paid to the Department of Homeland Security (DHS). Costs of mandatory office relocations, i.e. relocations in cases where due to external events there is no alternative but to vacate the currently occupied space, are also included.	+1,303	-407
Baseline Adjustments for O&M Increases In accordance with space maximization efforts across the Federal Government, this adjustment captures the associated increase to baseline operations and maintenance (O&M) requirements resulting from movement out of GSA or direct-leased (commercial) space and into Bureau-owned space. While the GSA portion of fixed costs will go down as a result of these moves, Bureaus often encounter an increase to baseline O&M costs not otherwise captured in fixed costs. This category of funding properly adjusts the baseline fixed cost amount to maintain steady-state funding for these requirements.	+0	+50

<b>Internal Realignments and Non-Policy/Program Changes (Net-Zero)</b>	<b>BY (+/-)</b>
National Wildlife Refuge System/Wildlife & Habitat Management This internal transfer is proposed as a result of implementation of the Federal Information Technology Acquisition Reform Act (FITARA) of 2014. Service personnel in information technology related job series are realigned to fall under Information Resources and Technology Management in Central Office Operations.	-441
Conservation and Enforcement/Migratory Bird Management/Conservation and Monitoring This internal transfer is proposed as a result of implementation of the Federal Information Technology Acquisition Reform Act (FITARA) of 2014. Service personnel in information technology related job series are realigned to fall under Information Resources and Technology Management in Central Office Operations.	-537
Central Office Operations/Information Resources and Technology Management This internal transfer is proposed as a result of implementation of the Federal Information Technology Acquisition Reform Act (FITARA) of 2014. Service personnel in information technology related job series are realigned to fall under Information Resources and Technology Management in Central Office Operations.	+978

<b>Standard Form 300</b> <b>DEPARTMENT OF THE INTERIOR</b> <b>FISH AND WILDLIFE SERVICE</b> <b>RESOURCE MANAGEMENT</b>			
<b>Program and Financing (in million of dollars)</b> <b>Identification Code 010-18-14-1611</b>	<b>2017</b> <b>Actual</b>	<b>2018</b> <b>Estimate</b>	<b>2019</b> <b>Estimate</b>
<b>Combined Schedule (X)</b>			
<b>Obligations by program activity:</b>			
0001 Ecological Services	243	245	235
0002 National Wildlife Refuge System	509	511	498
0004 Conservation and Enforcement	191	193	182
0005 Fisheries and Aquatic Resource Conservation	157	159	142
0006 Habitat Conservation	71	71	46
0007 Cooperative Landscape Conservation	13	13	4
0008 General Operations	155	151	140
0009 Science Support	16	15	4
0100 Subtotal, direct program	1,355	1,358	1,251
0799 Total direct obligations	1,355	1,358	1,251
0801 Great Lakes Restoration Initiative	46	45	45
0802 Reimbursable program activity all other	177	175	175
0899 Total reimbursable obligations	223	220	220
0900 Total new obligations, unexpired accounts	1,578	1,578	1,471
<b>Budgetary resources:</b>			
Unobligated balance:			
1000 Unobligated balance brought forward, Oct 1	310	287	231
1011 Unobligated balance transfer from other acct [014-0102]	23	0	0
1021 Recoveries of prior year unpaid obligations	18	18	18
1050 Unobligated balance (total)	351	305	249
Budget authority:			
Appropriations, discretionary:			
1100 Appropriation	1,259	1,250	1,131
1121 Appropriations transferred from other acct [072-1021]	0	0	0
1121 Appropriations transferred from other acct [096-3123]	0	0	0
1160 Appropriation, discretionary (total)	1,259	1,250	1,131
Spending authority from offsetting collections, discretionary:			
1700 Collected	263	254	254
1701 Change in uncollected payments, Federal sources	-8	0	0
1750 Spending auth from offsetting collections, disc (total)	255	254	254
1900 Budget authority (total)	1,514	1,504	1,385
1930 Total budgetary resources available	1,865	1,809	1,634
Memorandum (non-add) entries:			
1941 Unexpired unobligated balance, end of year	287	231	163
<b>Change in obligated balance:</b>			
Unpaid obligations:			
3000 Unpaid obligations, brought forward, Oct 1	568	592	605
3010 New obligations, unexpired accounts	1,578	1,578	1,471
3011 Obligations ("upward adjustments"), expired accounts	1	0	0
3020 Outlays (gross)	-1,526	-1,547	-1,479
3040 Recoveries of prior year unpaid obligations, unexpired	-18	-18	-18
3041 Recoveries of prior year unpaid obligations, expired	-11	0	0
3050 Unpaid obligations, end of year	592	605	579
Uncollected payments:			
3060 Uncollected pymts, Fed sources, brought forward, Oct 1	-286	-274	-274
3070 Change in uncollected pymts, Fed sources, unexpired	8	0	0
3071 Change in uncollected pymts, Fed sources, expired	4	0	0
3090 Uncollected pymts, Fed sources, end of year	-274	-274	-274

<b>Standard Form 300</b>			
<b>DEPARTMENT OF THE INTERIOR FISH AND WILDLIFE SERVICE RESOURCE MANAGEMENT</b>			
<b>Program and Financing (in million of dollars)</b>	<b>2017</b>	<b>2018</b>	<b>2019</b>
<b>Identification Code 010-18-14-1611</b>	<b>Actual</b>	<b>Estimate</b>	<b>Estimate</b>
Memorandum (non-add) entries:			
3100 Obligated balance, start of year	282	318	331
3200 Obligated balance, end of year	318	331	305
<b><u>Budget authority and outlays, net:</u></b>			
Discretionary:			
4000 Budget authority, gross	1,514	1,504	1,385
Outlays, gross:			
4010 Outlays from new discretionary authority	889	977	894
4011 Outlays from discretionary balances	637	570	585
4020 Outlays, gross (total)	1,526	1,547	1,479
Offsets against gross budget authority and outlays:			
Offsetting collections (collected) from:			
4030 Federal sources	-192	-198	-198
4033 Non-Federal sources	-73	-56	-56
4040 Offsets against gross budget authority and outlays (total)	-265	-254	-254
Additional offsets against gross budget authority only:			
4050 Change in uncollected pymts, Fed sources, unexpired	8	0	0
4052 Offsetting collections credited to expired accounts	2	0	0
4060 Additional offsets against budget authority only (total)	10	0	0
4070 Budget authority, net (discretionary)	1,259	1,250	1,131
4080 Outlays, net (discretionary)	1,261	1,293	1,225
4180 Budget authority, net (total)	1,259	1,250	1,131
4190 Outlays, net (total)	1,261	1,293	1,225

<b>Object Classification (O)</b>			
<b><u>Direct obligations:</u></b>			
11.1 Full-time permanent	534	531	490
11.3 Other than full-time permanent	25	23	20
11.5 Other personnel compensation	25	23	20
11.8 Special personal services payments	0	0	0
11.9 Total personnel compensation	584	577	530
12.1 Civilian personnel benefits	224	220	201
21.0 Travel and transportation of persons	31	31	31
22.0 Transportation of things	6	6	6
23.1 Rental payments to GSA	52	52	52
23.2 Rental payments to others	2	2	2
23.3 Communications, utilities, and miscellaneous charges	27	27	27
24.0 Printing and reproduction	3	3	3
25.1 Advisory and assistance services	12	12	12
25.2 Other services from non-Federal sources	55	55	55
25.3 Other goods and services from Federal sources	39	39	39
25.4 Operation and maintenance of facilities	37	37	37
25.5 Research and development contracts	1	1	1
25.7 Operation and maintenance of equipment	18	18	18
26.0 Supplies and materials	47	47	47
31.0 Equipment	48	48	48
32.0 Land and structures	34	34	34
41.0 Grants, subsidies, and contributions	134	148	107
42.0 Insurance claims and indemnities	1	1	1
99.0 Subtotal, obligations, Direct obligations	1,355	1,358	1,251

<b>Standard Form 300</b> <b>DEPARTMENT OF THE INTERIOR</b> <b>FISH AND WILDLIFE SERVICE</b> <b>RESOURCE MANAGEMENT</b>			
<b>Program and Financing (in million of dollars)</b> <b>Identification Code 010-18-14-1611</b>	<b>2017</b> <b>Actual</b>	<b>2018</b> <b>Estimate</b>	<b>2019</b> <b>Estimate</b>
<b>Reimbursable obligations:</b>			
11.1 Full-time permanent	43	40	40
11.3 Other than full-time permanent	12	9	9
11.5 Other personnel compensation	2	2	2
11.9 Total personnel compensation	57	51	51
12.1 Civilian personnel benefits	21	19	19
21.0 Travel and transportation of persons	4	4	4
22.0 Transportation of things	1	1	1
23.1 Rental payments to GSA	1	1	1
23.3 Communications, utilities, and miscellaneous charges	4	4	4
25.2 Other services from non-Federal sources	14	14	14
25.3 Other goods and services from Federal sources	22	22	22
25.4 Operation and maintenance of facilities	12	12	12
25.7 Operation and maintenance of equipment	3	3	3
26.0 Supplies and materials	12	12	12
31.0 Equipment	4	4	4
32.0 Land and structures	5	5	5
41.0 Grants, subsidies, and contributions	63	68	68
99.0 Subtotal, obligations, Reimbursable obligations	223	220	220
99.9 Total new obligations, unexpired accounts	1,578	1,578	1,471

<b>Employment Summary (Q)</b>			
1001 Direct civilian full-time equivalent employment	7,021	6,893	6,439
2001 Reimbursable civilian full-time equivalent employment	859	798	798
3001 Allocation account civilian full-time equivalent employment	508	489	450

# Ecological Services







**Activity: Ecological Services**

		2017 Actual	2018 CR Baseline	2019			Change from 2018 (+/-)	
				Fixed Costs (+/-)	Internal Transfers (+/-)	Program Change s (+/-)		Budget Request
Listing	(\$000) FTE	20,515 139	20,376 138	+107 0	0 0	-9,542 -61	10,941 77	-9,435 -61
Planning and Consultation	(\$000) FTE	103,079 683	102,380 679	+633 0	0 0	-4,185 -42	98,828 637	-3,552 -42
Conservation and Restoration	(\$000) FTE	32,396 190	32,176 189	+178 0	0 0	-11,167 -59	21,187 130	-10,989 -59
Recovery	(\$000) FTE	84,032 478	83,462 475	+402 0	0 0	-3,044 +8	80,820 483	-2,642 +8
<b>Total, Ecological Services</b>	<b>(\$000) FTE</b>	<b>240,022 1,490</b>	<b>238,394 1,481</b>	<b>+1,320 0</b>	<b>0 0</b>	<b>-27,938 -154</b>	<b>211,776 1,327</b>	<b>-26,618 -154</b>

**Program Mission**

The Ecological Services (ES) Program contributes to the Secretary’s priority of creating a conservation stewardship legacy, sustainably developing our energy & natural resources, restoring trust with our neighbors and communities, supporting Tribal sovereignty, protecting our southern border, striking a regulatory balance between sustainable economic development and providing for conservation into the future.

ES Field Offices provide leadership in environmental restoration and response, work with communities to balance economic growth and conservation, conduct timely environmental reviews of Federal permits and projects; conserve and recover species listed under the Endangered Species Act (ESA), and permit take of listed species.

**Program Elements**

The Ecological Services program is comprised of the following program elements:

- **Listing** – Uses the best scientific and commercial information available to identify foreign and domestic plant and animal species that are in danger of extinction or likely to become in danger of extinction within the foreseeable future and thus need protection under the ESA.
- **Planning and Consultation** – Provides integrated advanced project planning, environmental review, and permitting assistance to proactively address environmental concerns in support of economic recovery growth, demand for new infrastructure, and community development.
- **Conservation and Restoration** – Delivers proactive species conservation efforts in partnership with States, tribes, local governments, and landowners to prevent the need to list a species when possible; protects and restores habitat important to Federal trust species; and provides databases and mapping products that are essential tools for conservation and restoration of species and habitats by landowners, other Federal and State agencies, and the public.

- **Recovery** – Guides communities and stakeholders through the recovery process for endangered and threatened species to provide certainty and knowledge to minimize or reduce threats to a listed species so the species can be secured and removed from Federal protection.

### **Applicable Laws, Acts, and Orders**

---

Under various statutes and authorities, the Ecological Services Program is charged with providing technical solutions and compliance with a variety of conservation laws, most specifically the Fish and Wildlife Coordination Act (FWCA); ESA; Marine Mammal Protection Act (MMPA); National Environmental Policy Act (NEPA); Emergency Wetlands Resources Act; Clean Water Act; Coastal Barrier Resources Act (CBRA); Oil Pollution Act (OPA); Federal Power Act, Comprehensive Environmental Response, Compensation, and Liability Act (CERCLA); and multiple Executive Orders. Through these operating authorities, the Service identifies potential impacts and provides solutions that prevent species and their habitats from becoming more imperiled and support the Secretary's priority of Conserving Our Land and Water.

**Subactivity: Ecological Services**  
**Program Element: Listing**

		2017 Actual	2018 CR Baseline	2019			Change from 2018 (+/-)	
				Fixed Costs (+/-)	Internal Transfers (+/-)	Program Changes (+/-)		Budget Request
Listing	(\$000)	20,515	20,376	+107	0	-9,542	10,941	-9,435
	FTE	139	138	0	0	-61	77	-61

**Summary of 2019 Program Changes for Conservation and Restoration**

Request Component	(\$000)	FTE
• Listing	-9,542	-61
<b>Program Changes</b>	<b>-9,542</b>	<b>-61</b>

The purpose of the ESA is to conserve endangered and threatened species and the ecosystems on which they depend. Before a plant or animal species can receive the protection provided by the ESA, it must first be added to the Federal lists of threatened and endangered wildlife and plants. Placing a species on the List of Endangered and Threatened Wildlife (50 CFR 17.11) or the List of Endangered and Threatened Plants (50 CFR 17.12), and designating critical habitat as required under the ESA, focuses resources and efforts by the Service and its partners on recovering the species. Through the Listing subactivity, the Service uses the best scientific and commercial information available to identify plant and animal species in danger of extinction or likely to become so within the foreseeable future.

The Service works closely with States and Tribes during the listing process, which often includes the development of a species status assessment (SSA) that reflects the best available scientific and commercial information regarding life history, biology, and the factors affecting the viability of a species. The Service is developing a performance goal to track and hold itself accountable for providing states a meaningful opportunity to provide scientific input in the SSA process.

This request proposes to discontinue the subcap appropriations language within the Listing subactivity so as to provide greater flexibility to fund our highest priorities.

---

**Justification of 2019 Program Changes**

**Listing (-\$9,542,000/-61 FTE)**

This reduction will allow the Service to address other priorities.

**Subactivity: Ecological Services**  
**Program Element: Planning and Consultation**

		2019					Change from 2018 (+/-)	
		2017 Actual	2018 CR Baseline	Fixed Costs (+/-)	Internal Transfers	Program Changes (+/-)		Budget Request
Planning and Consultation	(\$000)	103,079	102,380	+633	0	-4,185	98,828	-3,552
	FTE	683	679	0	0	-42	637	-42

**Summary of 2019 Program Changes for Conservation and Restoration**

Request Component	(\$000)	FTE
• Energy Consultations	+50	0
• Administrative Savings	-200	0
• Planning and Consultation Activities	-1,060	-12
• Gulf Coast Restoration	-2,975	-30
<b>Program Changes</b>	<b>-4,185</b>	<b>-42</b>

Planning and Consultation is the primary customer service component of the Ecological Services program. Service staff advance the Secretary’s priorities of sustainably developing our Nation’s energy and natural resources, coordinating with Tribes, protecting our people and our border, striking a regulatory balance, and modernizing our Nation’s infrastructure. With this funding, the Service works collaboratively with industry, agencies, Tribes, and other stakeholders to balance conservation and development needs. Service biologists work with stakeholders at the planning stages of Federally-authorized, licensed, or funded projects—from highway expansions to energy development—to ensure that development has minimal impact on wildlife and habitats. By engaging in project development and planning processes early, the Service can save taxpayers and developers money by minimizing environmental impacts of development projects, reducing threats to species in a way that helps prevent the need to list them as endangered or threatened in the future, streamlining the permitting process so that benefits are realized sooner, and reducing paperwork.



*The Service provides technical assistance on major power line projects, avoiding impacts to listed species, migratory birds and other wildlife. Credit: USFWS*

The Service is implementing ways to streamline its review process in coordination with other Federal agencies and provide programmatic consultations where appropriate. The Service will continue to work closely with other Federal agencies in FY 2019 to advance infrastructure projects expeditiously while minimizing adverse impacts to fish and wildlife.

**Justification of 2019 Program Changes**

**Energy Consultations (+\$50,000/+0 FTE)**

The increased funding will allow the Service to enhance the functionality of the Service's Information for Planning and Consultation (IPaC) system. The addition of species and project types (including Energy) will allow action agencies to complete the consultation process online in accordance with an existing programmatic consultation, sometimes without the need to contact a Service office.

**Administrative Savings (-\$200,000/+0 FTE)**

This is part of the larger Department of the Interior effort to reduce Administrative costs. The Service will reduce travel and more aggressively use shared services to achieve a Service-wide reduction of at least \$5.6 million.

**Planning and Consultation Activities (-\$1,060,000/-12 FTE)**

The Service is implementing streamlined review processes to achieve savings.

**Gulf Coast Restoration (-\$2,975,000/-30 FTE)**

This reduction will allow the Service to address other priorities.

**Subactivity: Ecological Services**  
**Program Element: Conservation and Restoration**

		2017 Actual	2018 CR Baseline	2019			Change from 2018 (+/-)	
				Fixed Costs (+/-)	Internal Transfers (+/-)	Program Changes (+/-)		Budget Request
Conservation and Restoration	(\$000)	32,396	32,176	+178	0	-11,167	21,187	10,989
	FTE	190	189	0	0	-59	130	-59

**Summary of 2019 Program Changes for Conservation and Restoration**

Request Component	(\$000)	FTE
• Administrative Savings	-60	0
• Sagebrush Steppe Ecosystem	-1,484	-6
• Candidate Conservation	-2,884	-14
• Environmental Restoration and Response	-6,739	-39
<b>Program Changes</b>	<b>-11,167</b>	<b>-59</b>

The Service supports collaborative species conservation efforts, works to protect and restore habitats that are important to Federal trust species, and provides mapping products and databases that are essential tools for conservation and restoration of species and habitats by other Federal and State agencies, tribes, and the public. Conservation and Restoration includes Candidate Conservation, where the Service focuses on conducting species assessments and working with landowners to conserve at-risk species. Under the Marine Mammal Protection Act, the Service works with partners to sustain efforts to survey and assess population statuses and trends for sea otters, Pacific walruses, polar bears, and West Indian manatees. Conservation and Restoration also funds the National Wetlands Inventory and administration of the Coastal Barrier Resources Act.

**Justification of 2019 Program Changes**

**Administrative Savings (-\$60,000/+0 FTE)**

This is part of the larger Department of the Interior effort to reduce Administrative costs. The Service will reduce travel and more aggressively use shared services to achieve a Service-wide reduction of at least \$5.6 million.

**Sagebrush Steppe Ecosystem (-\$1,484,000/-6 FTE)**

This reduction will allow the Service to address other priorities.

**Candidate Conservation (-\$2,884,000/-14 FTE)**

This reduction will allow the Service to address other priorities.

**Environmental Response and Restoration: (-\$6,739,000/-39 FTE)**

The Service is not requesting funding for this activity in order to support higher priorities.

**Subactivity: Ecological Services**  
**Program Element: Recovery**

		2017 Actual	2018 CR Baseline	2019			Change from 2018 (+/-)	
				Fixed Costs (+/-)	Internal Transfers (+/-)	Program Changes (+/-)		Budget Request
Recovery	(\$000)	84,032	83,462	+402	0	-3,044	80,820	-2,642
	FTE	478	475	0	0	+8	483	+8

**Summary of 2019 Program Changes for Recovery**

Request Component	(\$000)	FTE
• Recovery Activities	+2,543	+12
• Administrative Savings	-250	0
• Multi-Partner Recovery Activities	-497	0
• Wolf Livestock Demonstration Program	-993	-2
• Cooperative Recovery Initiative	-1,364	0
• State of the Birds Activities	-2,483	-2
<b>Program Changes</b>	<b>-3,044</b>	<b>+8</b>

Preventing extinction and achieving recovery of listed species has always been, and will continue to be, one of the Service’s highest priorities. It serves the Secretary’s objective of conserving our land and water by managing its fish and wildlife. The goal of Recovery is to minimize or remove the threats that led to the species’ listing and to work toward reclassifying the species from endangered to threatened, or toward delisting the species altogether. This process requires technical leadership, monitoring, planning, and management together with close coordination with Service partners. The Service plays a vital role in guiding the recovery planning process, and in facilitating, supporting, and monitoring the implementation of recovery actions by the Service and others.



*The Service changed the manatees’ status under the ESA from endangered to threatened in March 2017. Credit: Tracy Colson/USFWS*

Once a species has been listed for five years, the Service conducts a five-year review to assess whether the species’ current listing status, as endangered or threatened, is still appropriate. This assessment includes a notice to the public requesting information on the species under review. These documents are important tools to gather new information, assess threats to the species, and validate whether protection under the ESA is still necessary. Five-year reviews also update and prioritize recovery actions to facilitate species conservation and recovery.

**Justification of 2019 Program Changes**

**Recovery Activities (+\$2,543,000/+12 FTE)**

The Service is focused on the ESA mandates that are inherently Federal, including development of recovery plans, five-year status reviews, and rulemaking to downlist or delist species whose status has improved. This increase will expand the Service's capacity to work with other DOI bureaus, Federal agencies, States, and other stakeholders, to ensure recovery plans have objective and measurable recovery criteria and address five-year status review recommendations on the national workplan. At the requested FY 2019 funding level, the Service expects to propose or finalize 15 delisting or downlisting rules.

**Administrative Savings (-\$250,000/+0 FTE)**

This is part of the larger Department of the Interior effort to reduce Administrative costs. The Service will reduce travel and more aggressively use shared services to achieve a Service-wide reduction of at least \$5.6 million.

**Multi-Partner Recovery Actions (-\$497,000/ +0 FTE)**

The Service is not requesting funding for this activity in order to support higher priorities. Staff will continue collaborating with partners to promote species recovery.

**Wolf Livestock Loss Demonstration Program (-\$993,000/ -2 FTE)**

The Service is not requesting funding for this activity in order to support higher priorities.

**Cooperative Recovery Initiative (-\$1,364,000/ +0 FTE)**

This reduction will allow the Service to address other priorities. Staff from Service programs will continue collaborating to promote species recovery.

**State of the Birds Activities (-\$2,483,000/ -2 FTE)**

The Service is not requesting funding for this activity in order to support higher priorities. Staff will continue collaborating to promote species recovery.



# Habitat Conservation



# HABITAT CONSERVATION



## Activity: Habitat Conservation

		2017 Actual	2018 CR Baseline	2019			Change from 2018 (+/-)	
				Fixed Costs (+/-)	Internal Transfers (+/-)	Program Changes (+/-)		Budget Request
Partners for Fish and Wildlife	(\$000) FTE	51,776 246	51,424 244	+237 0	0 0	-15,896 -16	35,765 228	-15,659 -16
Coastal Program	(\$000) FTE	13,375 53	13,285 53	+45 0	0 0	-6,818 -11	6,512 42	-6,773 -11
<b>Total, Habitat Conservation</b>	<b>(\$000) FTE</b>	<b>65,151 299</b>	<b>64,709 297</b>	<b>+282 0</b>	<b>0 0</b>	<b>-22,714 -27</b>	<b>42,277 270</b>	<b>-22,432 -27</b>

### Program Mission

Habitat Conservation, which includes the Partners for Fish and Wildlife (PFW) Program and the Coastal Program, provides technical and financial assistance to private landowners and other conservation partners to voluntarily protect, conserve, and restore their lands. By working together, the Service helps landowners keep their working lands in traditional uses and implements habitat improvement and conservation projects.

### Program Elements

The PFW and Coastal Programs take a cooperative approach to deliver on-the-ground conservation in targeted geographic areas. PFW and Coastal Programs field staff work to build trust with local communities through voluntary partnerships with private landowners and other stakeholders, and leverage partners' resources and Federal dollars to support conservation strategies on public and private lands.

A large part of the PFW work includes coordinating with the U.S. Department of Agriculture (USDA) to provide technical assistance in the development, implementation, and evaluation of Farm Bill conservation programs and initiatives to meet shared conservation goals. This work includes delivery of fish and wildlife technical assistance associated with implementation of any new programs, rules, or policies resulting from the Farm Bill reauthorization process in 2018, as well as the continuation of effective partnerships with USDA that help sustain wildlife populations and agricultural production.

**Activity: Habitat Conservation**  
**Subactivity: Partners for Fish and Wildlife**

		2017 Actual	2018 CR Baseline	2019			Change from 2018 (+/-)	
				Fixed Costs (+/-)	Internal Transfers (+/-)	Program Changes (+/-)		Budget Request
Partners for Fish and Wildlife	(\$000)	51,776	51,424	+237	0	-15,896	35,765	-15,659
	FTE	246	244	0	0	-16	228	-16

**Summary of 2019 Program Changes for Partners for Fish and Wildlife**

Request Component	(\$000)	FTE
• Administrative savings	-150	0
• Environmental Data Quality and Access	-639	0
• Cooperative Recovery Initiative	-818	0
• WA Regional Fisheries Enhancement Groups	-1,276	0
• Partners for Fish and Wildlife Activities	-13,013	-16
<b>Program Changes</b>	<b>-15,896</b>	<b>-16</b>

**Program Overview**

The Partners for Fish and Wildlife (PFW) Program is a voluntary, citizen, and community-based stewardship program for fish and wildlife conservation on private land. In FY 2019, the PFW Program will focus on implementing DOI priorities, including restoring trust and being a good neighbor by delivering voluntary restoration and enhancement projects.



*Fly-fisherman reeling in a trout on a PFW restoration project. Credit: USFWS*

**Justification of 2019 Program Changes**

**Administrative savings (-\$150,000/+0 FTE)**

This is part of the larger Department of the Interior effort to reduce Administrative costs. The Service will reduce travel and more aggressively use shared services to achieve a Service-wide reduction of at least \$5.6 million.

**Washington Salmon Recovery/ Environmental Data Quality and Access (-\$639,000/+0 FTE)**

The Service is not requesting funding for this activity in order to support higher priorities.

**Cooperative Recovery Initiative (-\$818,000/+0 FTE)**

The Service is not requesting funding for this activity in order to support higher priorities. Staff from Service programs will continue collaborating to promote species recovery as resources permit.

**Washington Regional Fisheries Enhancement Group (-\$1,276,000/+0 FTE)**

The Service is not requesting funding for this activity in order to support higher priorities.

**Partners for Fish and Wildlife Activities (-\$14,896,000/-16 FTE)**

At the requested FY 2019 funding level, PFW will restore and enhance an estimated 23,157 wetland acres, 141,685 upland acres, 416 riparian miles, and 77 fish passage structures. The PFW program will continue to pursue solutions for public access on private lands to enhance recreational opportunities and support Secretarial Order 3356, *Hunting, Fishing, Recreational Shooting, and Wildlife Conservation*

**Activity: Habitat Conservation**  
**Subactivity: Coastal Program**

		2017 Actual	2018 CR Baseline	2019			Change from 2018 (+/-)	
				Fixed Costs (+/-)	Internal Transfers (+/-)	Program Changes (+/-)		Budget Request
Coastal Program	(\$000)	13,375	13,285	+45	0	-6,818	6,512	-6,773
	FTE	53	53	0	0	-11	42	-11

**Summary of 2019 Program Changes for Habitat Conservation**

Request Component	(\$000)	FTE
• Hood Canal Salmon Enhancement Group	-183	0
• Long Live the Kings	-183	0
• Coastal Program Activities	-6,452	-11
<b>Program Changes</b>	<b>-6,818</b>	<b>-11</b>

**Program Overview**

The Coastal Program is a voluntary, partnership-based program that delivers technical and financial assistance for habitat conservation in coastal watersheds and marine ecosystems. Locally-based field staff work with diverse partners, including private landowners, to improve and protect habitat on both public and private lands. In FY 2019, Coastal Program staff will participate in key regional partnerships, such as the Gulf of Mexico RESTORE Council, working to ensure DOI and FWS priorities are addressed.

**Justification of 2019 Program Changes**

**Hood Canal Salmon Enhancement Group (-\$183,000/ +0 FTE)**

The Service is not requesting funding for this activity in order to support higher priorities.

**Long Live the Kings (-\$183,000/ +0 FTE)**

The Service is not requesting funding for this activity in order to support higher priorities.

**Coastal Program Activities (-\$6,818,000/ -11 FTE)**

The Service is reducing funding for this activity in order to support higher priorities. In FY 2019, the Coastal Program will restore or protect about 16 miles of stream/shoreline, 4,500 wetland acres, 3,700 upland acres, and 10 fish passage barriers.



*Restoring and protecting coastal prairies and wetlands is helping to recover the endangered aplomado falcon. Photo credit: USFWS*

# National Wildlife Refuge System







**Activity: National Wildlife Refuge System**

		2017 Actual	2018 CR Baseline	2019				Change from 2018 (+/-)
				Fixed Costs (+/-)	Internal Transfers (+/-)	Program Changes (+/-)	Budget Request	
Wildlife and Habitat Management	(\$000) FTE	231,843 1,387	230,268 1,377	+1,293 0	-441 -3	-2,788 -4	228,332 1,370	-1,936 -7
Refuge Visitor Services	(\$000) FTE	73,319 531	72,821 528	+476 0	0 0	-2,030 -11	71,267 517	-1,554 -11
Refuge Law Enforcement	(\$000) FTE	38,054 239	37,796 238	+268 0	0 0	-81 0	37,983 238	+187 0
Conservation Planning	(\$000) FTE	2,523 17	2,506 17	0 0	0 0	-2,506 -17	0 0	-2,506 -17
<b>Refuge Operations</b>	<b>(\$000) FTE</b>	<b>345,739 2,174</b>	<b>343,391 2,160</b>	<b>+2,037 0</b>	<b>-441 -3</b>	<b>-7,405 -32</b>	<b>337,582 2,125</b>	<b>-5,809 -35</b>
Refuge Maintenance	(\$000) FTE	138,188 587	137,249 584	+420 0	0 0	-2,182 -10	135,487 574	-1,762 -10
<b>Total, National Wildlife Refuge System</b>	<b>(\$000) FTE</b>	<b>483,927 2,761</b>	<b>480,640 2,744</b>	<b>+2,457 0</b>	<b>-441 -3</b>	<b>-9,587 -42</b>	<b>473,069 2,699</b>	<b>-7,571 -45</b>

**Program Mission**

The National Wildlife Refuge System’s mission is to administer a national network of lands and waters for the conservation, management, and, where appropriate, restoration of the fish, wildlife, and plant resources and their habitats within the United States for the benefit of present and future generations of Americans.

The Refuge System manages 566 National Wildlife Refuges, 38 wetland management districts, 50 coordination areas, and seven National Monuments. The Refuge System accessible to nearly all Americans in every State and many territories. Over 53 million visitors are welcomed each year and provided opportunities for hunting, fishing, environmental education and interpretation, photography, wildlife viewing, and other recreational opportunities.

To implement Secretarial Order 3356 (S.O. 3356), the Service will support and expand hunting and fishing, enhance conservation stewardship, improve wildlife management, and increase outdoor recreation opportunities for all Americans in close coordination with States, Tribes, and territories. To deliver on this vision, the Service appointed hunting and fishing chiefs across its regions to identify opportunities for increased hunting and fishing access on Service lands and waters through regulatory alignment and collaboration with States on habitat and wildlife management and planning. The chiefs are assessing Service regulations for alignment with State regulations as they relate to species, method of take, season dates, bag limits and other refuge specific regulations. This alignment effort will result in an

estimated 250,000 additional acres available for hunting and fishing in 2019 that can support the recruitment, retention, and reactivation of hunters and anglers.

### **Program Elements**

---

- **Wildlife and Habitat Management**: Includes refuge operations that are vital for providing the scientific information needed to identify best practices to manage land and water resources and adapt to changes in the environment.
- **Refuge Visitor Services**: Welcomes over 53 million visitors to National Wildlife Refuges and builds their appreciation for recreation and the outdoors by providing access and opportunities for hunting, fishing, wildlife observation, nature photography, environmental education, and interpretation (collectively called wildlife-dependent recreation).
- **Refuge Law Enforcement**: Serves the public by protecting people, wildlife, and habitats and making refuges safe places for staff and visitors. Includes emergency managers, Federal wildlife zone officers, regional refuge law enforcement chiefs, field officers, training, equipment, and supplies.
- **Conservation Planning**: Enables the Service to successfully implement conservation efforts on-the-ground through a public planning process that engages stakeholders and local communities in the development of policies that are streamlined, reduce potential regulatory burden, and increase public access.
- **Refuge Maintenance**: Supports active management of over 3 million acres of wildlife habitat each year, and maintains over \$42 billion in constructed real property assets such as roads, trails, buildings, hunting blinds, fishing piers and boardwalks. The Refuge Maintenance staff takes care of administrative, visitor use, and maintenance facilities, as well as the fleet of vehicles and heavy equipment necessary to conduct wildlife and habitat management activities and maintain infrastructure to ensure an enjoyable and safe experience for visitors.

### **Applicable Laws, Acts, and Orders**

---

The National Wildlife Refuge System is implemented under the following authorities:

- The **Fish and Wildlife Act** (16 U.S.C. 742a-742j) establishes a comprehensive national fish and wildlife policy and authorizes the Secretary of the Interior to take steps required for the development, management, advancement, conservation, and protection of fisheries resources and wildlife resources through research, acquisition of refuge lands, development of existing facilities, and other means;
- The **Fish and Wildlife Coordination Act** (16 U.S.C. 661-666e) directs the Service to investigate and report on proposed Federal actions that affect any stream or other body of water, and to provide recommendations to minimize impacts on fish and wildlife resources;
- The **National Wildlife Refuge System Administration Act** (16 U.S.C. 668dd-668ee) provides authority, guidelines, and directives for the Service in administering the lands and waters of the National Wildlife Refuge System, including establishing six wildlife-dependent recreation activities as priority uses;

- The National Wildlife Refuge System Improvement Act (P.L. 105-57) spells out wildlife conservation as the fundamental mission of the Refuge System, requires comprehensive conservation planning to guide management of the Refuge System, directs involvement of private citizens in land management decisions, and provides that compatible wildlife-dependent recreation is a legitimate and appropriate use that should receive priority in refuge planning and management;
- The National Wildlife Refuge Volunteer Improvement Act (P.L. 111-357) authorizes cooperative agreements with nonprofit partner organizations, academic institutions, or State and local governments to construct, operate, maintain, or improve refuge facilities and services, and promotes volunteer, outreach, and education programs;
- The Refuge Recreation Act (16 U.S.C. 460k-460k-4) authorizes the Secretary of the Interior to administer refuges, hatcheries, and other conservation areas for recreational use, when such uses do not interfere with the area's primary purposes;
- The National Wildlife Refuge System Centennial Act (P.L. 106-408) reinforces National Wildlife Refuge System Improvement Act provisions to raise public understanding and appreciations for the Refuge System;
- The Alaska National Interest Lands Conservation Act (16 U.S.C. 410hh-3233, 43 U.S.C. 1602-1784) provides for the designation and conservation of certain public lands in Alaska, including units of the Refuge System, and for the continuing subsistence needs of Alaska Natives;
- The Migratory Bird Conservation Act (16 U.S.C. 715-715d, 715e, 715f-715r) authorizes the Secretary of the Interior to conduct investigations and publish documents related to North American birds, and establishes a Migratory Bird Conservation Commission to approve areas recommended by the Secretary for acquisition;
- The Migratory Bird Hunting and Conservation Stamp Act (16 U.S.C. 718a-718k) requires waterfowl hunters 16 years of age or older to possess a valid Federal Duck Stamp;
- The Migratory Bird Treaty Act (16 U.S.C. 703-712) establishes Federal responsibility for protecting and managing migratory birds; and
- The Wilderness Act (16 U.S.C. 1131-1136) establishes a National Wilderness Preservation System for the permanent good of the whole people.

**Activity: National Wildlife Refuge System**  
**Subactivity: Wildlife and Habitat Management**

		2017 Actual	2018 CR Baseline	2019			Change from 2018 (+/-)	
				Fixed Costs (+/-)	Internal Transfers (+/-)	Program Changes (+/-)		Budget Request
Wildlife and Habitat Management	(\$000)	231,843	230,268	+1,293	-441	-2,788	228,332	-1,936
	FTE	1,387	1,377	0	-3	-4	1,370	-7

**Summary of 2019 Program Changes for Wildlife and Habitat Management**

Request Component	(\$000)	FTE
• Wildlife & Habitat Management Activities	+3,277	0
• Invasive Species	+48	0
• Administrative Savings	-500	0
• Inventory & Monitoring	-888	0
• Youth	-1,547	-4
• Cooperative Recovery Initiative	-3,178	0
<b>Program Changes</b>	<b>-2,788</b>	<b>-4</b>

**Program Overview**

Wildlife and Habitat Management provides the basic operating funding for the National Wildlife Refuge System. In 2019, the Refuge System plans to actively manage approximately 3,000,000 acres, implement 2,000 threatened and endangered species recovery actions, 1,100 population management actions, and six refuge contaminant cleanup actions. These actions contribute to the Department’s focus on recovery and delisting of threatened and endangered species, which reduces regulatory burdens of the Endangered Species Act on communities and industries, as well as helps sustain robust populations of game fish and wildlife species in accordance with Secretarial Order 3356, *Hunting, Fishing, Recreational Shooting, and Wildlife Conservation Opportunities and Coordination with States, Tribes, and Territories*.



*Fishing at Kenai National Wildlife Refuge Wilderness Area, AK.  
 Credit: USFWS*

**Justification of 2019 Program Changes**

**Wildlife and Habitat Management Activities (+\$3,277,000/+0 FTE)**

The Service requests an increase of \$3,277,000 for general wildlife and habitat activities, which supports Secretarial Order 3347, *Conservation Stewardship and Outdoor Recreation*, and its vision for improving

wildlife and habitat management and increasing outdoor recreation opportunities, particularly for hunters and anglers.

**Invasive Species (+\$48,000/+0 FTE)**

This increase supports the Service's ability to prevent invasive species introduction and spread, and control or eradicate existing ones. Investments in prevention, control, and eradication reduce future costs to wildlife, habitat, and infrastructure.

**Administrative Savings (-\$500,000/+0 FTE)**

This is part of the larger Department of the Interior effort to reduce Administrative costs. The Service will work to achieve cost savings of at least \$5.6 million Service-wide by reducing travel costs and more aggressive use of shared services.

**Inventory & Monitoring (-\$888,000/+0 FTE)**

The Service will continue completing the highest priority inventory and monitoring surveys that are a critical first step to effectively manage habitats for wildlife and plant species.

**Youth (-\$1,547,000/-4 FTE)**

The Service is not requesting funding for this activity in order to support higher priorities.

**Cooperative Recovery Initiative (-\$3,178,000/+0 FTE)**

The Service is not requesting funding for this activity in order to support higher priorities. Staff from Service programs will continue collaborating to promote species recovery.

**Activity: National Wildlife Refuge System**  
**Subactivity: Refuge Visitor Services**

		2017 Actual	2018 CR Baseline	2019			Change from 2018 (+/-)	
				Fixed Costs (+/-)	Internal Transfers (+/-)	Program Changes (+/-)		Budget Request
Refuge Visitor Services	(\$000)	73,319	72,821	+476	0	-2,030	71,267	-1,554
	FTE	531	528	0	0	-11	517	-11

**Summary of 2019 Program Changes for Refuge Visitor Services**

Request Component	(\$000)	FTE
• Volunteer Services Activities	+106	0
• Administrative Savings	-150	0
• Youth and Careers in Nature	-1,986	-11
<b>Program Changes</b>	<b>-2,030</b>	<b>-11</b>

**Program Overview**

Refuge Visitor Services provides essential public access and high-quality outdoor recreational opportunities on National Wildlife Refuges to over 53 million of visitors each year. Refuges are places where wildlife-dependent recreation opportunities are a priority, specifically hunting, fishing, wildlife



*The National Wildlife Refuge System offers unique recreation opportunities for people of all ages and interests like canoeing on Alligator River National Wildlife Refuge, NC. Photo: Hillebrand/USFWS*

observation, photography, boating, environmental education, and interpretative programs. With units and staff across the country from rural communities to large cities, Visitor Services are central to advancing the Secretarial priority to restore trust and engage with local communities. Through a community-centered approach, Visitor Services professionals work closely with communities to develop partnerships, build a volunteer cadre, and inspire the next generation of hunters, anglers, and wildlife enthusiasts in communities across the Nation.

**Justification of 2019 Program Changes**

**Visitor Services Activities (+\$106,000/-0 FTE)**

The Service will work with partners on strategies to expand and improve access for hunting and fishing, maintain customer satisfaction, and continue public services that foster a conservation legacy in nearby communities.

**Administrative Savings (-\$150,000/+0 FTE)**

This is part of the larger Department of the Interior effort to reduce Administrative costs. The Service will reduce travel and more aggressively use shared services to achieve a Service-wide reduction of at least \$5.6 million.

**Youth and Careers in Nature (-\$1,986,000/-11 FTE)**

The Service is not requesting funding for this activity in order to support higher priorities.



**Activity: National Wildlife Refuge System**  
**Subactivity: Refuge Law Enforcement**

		2017 Actual	2018 CR Baseline	2019			Change from 2018 (+/-)	
				Fixed Costs (+/-)	Internal Transfers (+/-)	Program Changes (+/-)		Budget Request
Refuge Law Enforcement	(\$000)	38,054	37,796	+268	0	-81	37,983	+187
	FTE	238	238	0	0	0	238	0

**Summary of 2019 Program Changes for Refuge Law Enforcement**

Request Component	(\$000)	FTE
• Refuge Law Enforcement	-81	0
<b>Program Changes</b>	<b>-81</b>	<b>0</b>

**Program Overview**

Refuge Law Enforcement includes funding for the Refuge Law Enforcement Program and the Service’s Emergency Management and Physical Security Program. Refuge System Officers are often the first and most recognizable employees that the public sees. They serve as ambassadors for the Refuge System and the Service as a whole, providing important public services above and beyond law enforcement such as information and guidance to visitors on fishing, hunting, hiking, and wildlife viewing opportunities.



*Refuge System Officer contacts two hunters. Credit: USFWS*

The Service’s Emergency Management and Physical Security program (EMPS) supports the Secretary’s priority of protecting our people by providing expertise and leadership for the Service’s emergency management and physical security responsibilities nationwide. The Service is a participant in Homeland Security’s National Response Framework, the guide to how the Nation responds to all types of disasters and emergencies. Through this effort, the Service supports activities to prevent, protect against, prepare for, mitigate the effects of, respond to, and recover from all hazards that may affect any part of the Service and the communities we serve.

**Justification of 2019 Program Changes**

**Refuge Law Enforcement Activities (-\$81,000/+0 FTE)**

The Service will focus efforts to provide security and safety to over 53 million refuge visitors, employees, property, and wildlife and habitats.



**Activity: National Wildlife Refuge System**  
**Subactivity: Conservation Planning**

		2017 Actual	2018 CR Baseline	2019				Change from 2018 (+/-)
				Fixed Costs (+/-)	Internal Transfers (+/-)	Program Changes (+/-)	Budget Request	
Conservation Planning	(\$000)	2,523	2,506	0	0	-2,506	0	-2,506
	FTE	17	17	0	0	-17	0	-17

**Summary of 2019 Program Changes for Conservation Planning**

Request Component	(\$000)	FTE
• Refuge Planning	-2,506	-17
<b>Program Changes</b>	<b>-2,506</b>	<b>-17</b>

**Program Overview**

Conservation Planning funds development of Comprehensive Conservation Plans (CCPs) and associated step-down plans, such as Habitat Management Plans and Visitor Services Plans, which “guide the management of a specific refuge to inform local conservation action. Refuge System planning processes are administered to include public input, engage stakeholders and local communities, and with aim to enhance public access while reducing potential regulatory burdens on the public.

**Justification of 2019 Program Changes**

**Refuge Planning (-\$2,506,000/-17 FTE)**

The Service is not requesting funding for this activity in order to support higher priorities.

**Activity: National Wildlife Refuge System**  
**Subactivity: Refuge Maintenance**

		2017 Actual	2018 CR Baseline	2019			Change from 2018 (+/-)	
				Fixed Costs (+/-)	Internal Transfers (+/-)	Program Changes (+/-)		Budget Request
Maintenance Support	(\$000)	55,230	54,855	+420	0	-2,016	53,259	-1,596
Annual Maintenance	(\$000)	26,350	26,171	0	0	+129	26,300	+129
Deferred Maintenance	(\$000)	41,620	41,337	0	0	-295	41,042	-295
Equipment and Vehicle Management	(\$000)	14,988	14,886	0	0	0	14,886	0
<b>Refuge Maintenance</b>	<b>(\$000)</b>	<b>138,188</b>	<b>137,249</b>	<b>+420</b>	<b>0</b>	<b>-2,182</b>	<b>135,487</b>	<b>-1,762</b>
	<b>FTE</b>	<b>587</b>	<b>584</b>	<b>0</b>	<b>0</b>	<b>-10</b>	<b>574</b>	<b>-10</b>

**Summary of 2019 Program Changes for Refuge Maintenance**

Request Component	(\$000)	FTE
• Annual Maintenance	+129	0
• Deferred Maintenance	-295	0
• Administrative savings	-300	0
• Maintenance Support	-1,716	-10
<b>Program Changes</b>	<b>-2,182</b>	<b>-10</b>

**Program Overview**

The Refuge Maintenance subactivity underpins every management activity that occurs in the Refuge System, including wildlife and habitat management, fire management, and law enforcement. A critical function of the maintenance program is providing and maintaining safe and reliable public access to outdoor recreational opportunities for over 53 million visitors. There are over 13,300 roads, trails, and bridges in the Refuge System, with a combined replacement value of over \$15.7 billion, which must be maintained to provide safe and reliable access to the public on their lands.



*With the Refuge Maintenance funding, the Service builds and maintains publicly accessible hunting blinds at Modoc NWR, CA, and fishing piers at Crab Orchard NWR, IL. Credit: USFWS*

## **Justification of 2019 Program Changes**

---

### **Annual Maintenance (+\$129,000/+0 FTE)**

The Service will target preventative maintenance activities on facilities and equipment to achieve and extend their expected life, which ultimately saves taxpayer money.

### **Deferred Maintenance (-\$295,000/+0 FTE)**

The requested funding level will allow the Service to complete about 128 of the highest priority deferred maintenance projects, which will generate an estimated \$128 million and 735 jobs in local and State economies.

### **Administrative Savings (-\$300,000/+0 FTE)**

This is part of the larger Department of the Interior effort to reduce Administrative costs. The Service will reduce travel and more aggressively use shared services to achieve a Service-wide reduction of at least \$5.6 million.

### **Maintenance Support (-\$1,716,000/-10 FTE)**

The Service will support refuge programs and prioritize projects that enhance or maintain wildlife habitats and expand or improve safe and reliable outdoor recreation for the American public on their lands.

This page intentionally left blank.

# Migratory Bird Management





**Activity: Conservation and Enforcement**  
**Program Element: Migratory Bird Management**

		2017 Actual	2018 CR Baseline	2019			Budget Request	Change from 2018 (+/-)
				Fixed Costs (+/-)	Internal Transfers (+/-)	Program Changes (+/-)		
Conservation and Monitoring	(\$000)	31,039	30,828	+148	-537	-210	30,229	-599
	FTE	139	138	0	-4	0	134	-4
Permits	(\$000)	3,371	3,348	+23		-76	3,295	-53
	FTE	30	30	0	0	0	30	0
Federal Duck Stamp	(\$000)	556	552	+3	0	+3	558	+6
	FTE	2	2	0	0	0	2	0
North American Waterfowl Management/Joint Ventures	(\$000)	13,139	13,050	+55	0	-897	12,208	-842
	FTE	50	50	0	0	-5	45	-5
<b>Total, Migratory Bird Management</b>	<b>(\$000)</b>	<b>48,105</b>	<b>47,778</b>	<b>+229</b>	<b>-537</b>	<b>-1,180</b>	<b>46,290</b>	<b>-1,488</b>
	<b>FTE</b>	<b>221</b>	<b>220</b>	<b>0</b>	<b>-4</b>	<b>-5</b>	<b>211</b>	<b>-9</b>

**Program Mission**



*Waterfowl banding crew utilizes airboat to access bait trapping locations. Credit: USFWS, Stephen Chandler*

The Service has the legal mandate and trust responsibility to ensure the continued existence of healthy migratory bird populations for the benefit of the American public. Migratory birds are central to several traditional recreational pastimes, including hunting and birdwatching, as well as providing other economic benefits such as insect and rodent control, plant pollination, and seed dispersal.

The Migratory Bird Program works to conserve birds and to preserve traditional outdoor recreational pursuits involving birds. The Program works with partners such as national sportsmen’s groups, conservation organizations, Tribes, State wildlife agencies, county governments, local land trusts, various industry sectors, and private landowners to conserve habitats needed to support these populations for future generations of Americans to enjoy.

sectors, and private landowners to conserve habitats needed to support these populations for future generations of Americans to enjoy.

## Program Elements

---

Four elements comprise the Migratory Bird Management program:

- Conservation and Monitoring – Conducts surveys and other monitoring activities to determine the status and health of migratory birds, and uses the results to develop bird harvest and other regulations that secure healthy wild bird populations, while providing recreational opportunities and balancing the needs of birds with human needs.
- Permits – Provides a means to balance hunting harvest and other take of protected migratory bird species with their conservation by enabling the public to engage in legitimate wildlife-related activities through a permit or other authorization. The permit program can help biologists track the impact of these activities, and the permits ensure that such activities are carried out in a manner that safeguards migratory bird populations or promotes conservation efforts.
- Federal Duck Stamp Program – Produces the Federal Migratory Bird Hunting and Conservation Stamp (Duck Stamp), which is required for hunters 16 years and older to harvest waterfowl. Proceeds from the sale of the stamp are used to protect wetland habitats through either acquisition or the purchase of conservation easements for the National Wildlife Refuge System.
- North American Waterfowl Management Plan and Migratory Bird Joint Venture Partnerships – Employs a tripartite agreement among North American nations as a basis for supporting and promoting collaborative, voluntary partnerships that restore or protect waterfowl habitat and identify, develop, and apply regionally prioritized science needed for migratory bird conservation through the Migratory Bird Joint Venture Partnerships.

## Applicable Laws, Acts, and Orders

---

More than 25 laws, treaties, and conventions mandate that the Service sustain over 1,000 species of migratory birds and their habitats. Primary among these is the Migratory Bird Treaty Act (MBTA) (16 U.S.C. 703-712), which establishes Federal responsibility for protecting and managing migratory birds. Other important laws that directly and significantly impact program activities include the Bald and Golden Eagle Protection Act (16 U.S.C. 668-668d), the North American Wetlands Conservation (16 U.S.C. 4401-4412) and the Neotropical Migratory Bird Conservation (16 U.S.C. 6101-6109) Acts, which promote habitat and bird conservation across North America and throughout the western hemisphere through competitive grants. Additionally, the Migratory Bird Hunting and Conservation Stamp Act (U.S.C. 718-718j) requires waterfowl hunters 16 years of age or older to possess a valid Federal Duck Stamp.



**Subactivity: Migratory Bird Management  
Program Element: Conservation and Monitoring**

		2017 Actual	2018 CR Baseline	2019				Change from 2018 (+/-)
				Fixed Costs (+/-)	Internal Transfers (+/-)	Program Changes (+/-)	Budget Request	
Conservation and Monitoring	(\$000)	31,039	30,828	+148	-537	-210	30,229	-599
	FTE	139	138	0	-4	0	134	-4

**Summary of 2019 Program Changes for Conservation and Monitoring**

Request Component	(\$000)	FTE
• Aviation Management	+1,510	+1
• Monitoring	+1,031	+7
• Administrative Savings	-85	0
• Bird Livestock Conflicts	-348	0
• General Program Activities	-2,318	-8
<b>Program Changes</b>	<b>-210</b>	<b>0</b>



*Waterfowl banding crew identifies species, age, and sex of birds before applying bands. Credit: USFWS/Terry Liddick*

The Migratory Bird Program works with partners to conserve and monitor birds to ensure that they can be enjoyed by hunters, bird watchers, and other outdoor enthusiasts. By working together, our success in conserving birds across the country provides a model for wildlife conservation for North America and elsewhere in the world.

The Service conducts surveys and other monitoring activities to determine the status of migratory birds. Monitoring bird populations allows the Service to evaluate the effectiveness of management actions, identify changes in population and make informed decisions about species management plans and hunting opportunities such as season lengths and bag limits.

The Migratory Bird Program also oversees the management of the Service’s National Aviation Program. The Service currently operates and maintains 59 percent of the DOI Fleet Aircraft and is responsible for 25 percent of all DOI flight hours. This program also develops the Service’s aviation policies, and ensures compliance by the Service’s nearly 60 pilots who fly primarily wildlife monitoring or support missions for the Service.

**Justification of 2019 Program Changes**

**Aviation Management (+\$1,510,000/ +1 FTE)**

The increase for the Service-wide Aviation Management Program will support continued efforts to improve aviation safety, train pilots and aerial observers, and provide critical oversight of Service aviation operations at the national level.

**Monitoring (+\$1,031,000/ +7 FTE)**

This funding increase will support the Service's modernization efforts of our monitoring programs that facilitate migratory bird hunting. These investments support our ability to collect, analyze, and disseminate the population and harvest data needed to ensure that annual migratory bird hunting seasons are based on sound science.

**Administrative Savings (-\$85,000/ +0 FTE)**

This is part of the larger Department of the Interior effort to reduce Administrative costs. The Service will reduce travel and more aggressively use shared services to achieve a Service-wide reduction of at least \$5.6 million.

**Bird-Livestock Conflict (-\$348,000/ +0 FTE)**

The Service is not requesting funding for this activity in order to support higher priorities.

**General Program Activities (- \$2,318,000/ -8 FTE)**

The Service proposes to shift funding from general conservation activities to other priorities including monitoring activities that support the establishment of annual migratory bird hunting seasons that provide recreational opportunities and preserve the Nation's hunting heritage. Improved monitoring, together with closer collaboration with States and incorporating information from recent human-dimensions surveys will enable the Service to better respond to changing hunter desires and enhance satisfaction.



*Quest Kodiak Amphibian beached during waterfowl surveys in northern Maine. Credit: USFWS/ Mark Koneff*

**Subactivity: Migratory Bird Management  
Program Element: Permits**

		2017 Actual	2018 CR Baseline	2019				Change from 2018 (+/-)
				Fixed Costs (+/-)	Internal Transfers (+/-)	Program Changes (+/-)	Budget Request	
Permits	(\$000)	3,371	3,348	23		-76	3,295	-53
	FTE	30	30	0	0	0	30	0

**Summary of 2019 Program Changes for Permits**

Request Component	(\$000)	FTE
• Permits	-76	0
<b>Program Changes</b>	<b>-76</b>	<b>0</b>

The Migratory Bird Permits program promotes long-term sustainability of migratory bird populations while providing opportunities for the public to study, use, and enjoy migratory birds consistent with the provisions of the Migratory Bird Treaty Act (MBTA) and the Bald and Golden Eagle Protection Act (BGEPA). The Service processes more than 11,000 permit applications annually authorizing take and possession of migratory birds for scientific study, depredation control, falconry, raptor propagation, rehabilitation of injured birds, educational use, taxidermy, waterfowl sale, and Native American religious use.

**Justification of 2019 Program Changes**

**Permits (-\$76,000; +0 FTE)**

This reduction will also allow the Service to address other higher priorities.

**Subactivity: Migratory Bird Management  
Program Element: Federal Duck Stamp Program**

		2017 Actual	2018 Enacted Baseline	2019			Change from 2018 (+/-)	
				Fixed Costs (+/-)	Internal Transfers (+/-)	Program Changes (+/-)		Budget Request
Federal Duck Stamp	(\$000)	556	552	+3	0	+3	558	+6
	FTE	2	2	0	0	0	2	0

**Summary of 2019 Program Changes for Federal Duck Stamp**

Request Component	(\$000)	FTE
• Federal Duck Stamp	+3	0
<b>Program Changes</b>	<b>+3</b>	<b>0</b>

The Migratory Bird Hunting and Conservation Stamp (Duck Stamp) is required for waterfowl hunters 16 years and older, but is purchased by many non-hunters in support of waterfowl habitat conservation. Since 1934, Duck Stamp sales have generated over \$1 billion to help protect 14 million acres of prime waterfowl habitat within the National Wildlife Refuge System.

The Duck Stamp design is selected annually from artists’ submissions to the Federal Duck Stamp Contest. The associated Junior Duck Stamp design is also chosen annually from student art produced as part of the Federal Junior Duck Stamp Conservation and Design Program.



2017-2018 Federal Duck Stamp with art by James Hautman, of Minnesota



2017-2018 Junior Duck Stamp with art by Virginia student Isaac Schreiber

**Justification of 2019 Program Changes**

**Federal Duck Stamp (+\$3,000; +0 FTE)**

The proposed increase will improve the Service’s ability to implement the program.

**Subactivity: Migratory Bird Management  
 Program Element: North American Waterfowl Management Plan (NAWMP)/Joint Ventures**

		2017 Actual	2018 CR Baseline	2019			Change from 2018 (+/-)	
				Fixed Costs (+/-)	Internal Transfers (+/-)	Program Changes (+/-)		Budget Request
North American Waterfowl Management/Joint Ventures	(\$000)	13,139	13,050	+55	0	-897	12,208	-842
	FTE	50	50	0	0	-5	45	-5

**Summary of 2019 Program Changes for North American Waterfowl Management / Joint Ventures**

Request Component	(\$000)	FTE
<ul style="list-style-type: none"> <li>Administrative Savings</li> <li>North American Waterfowl Management Plan/Joint Venture Activities</li> </ul>	-50 -847	0 -5
<b>Program Changes</b>	<b>-897</b>	<b>-5</b>

The North American Waterfowl Management Plan (Plan) is an international accord signed by the U.S. and Canada in 1986 and in 1994 by Mexico. The Plan has since guided efforts to sustain abundant waterfowl and other wetland dependent bird populations across North America through voluntary partnerships driven by sound science.

The habitat goals outlined in the Plan, as well as the conservation priorities of other national and international bird partnership initiatives, are implemented by the Migratory Bird Joint Ventures (JVs). These regional, self-directed partnerships of Federal, State, and local government agencies, corporations, individuals, and non-government conservation groups form a habitat conservation network that benefits waterfowl, other wildlife, and people.

The JVs leverage Federal funding with non-federal dollars and in-kind contributions to foster collaboration at local, regional, and international scales. JVs are the Service’s most effective tool for working with partners and stakeholders to develop and implement shared landscape-wide management plans.

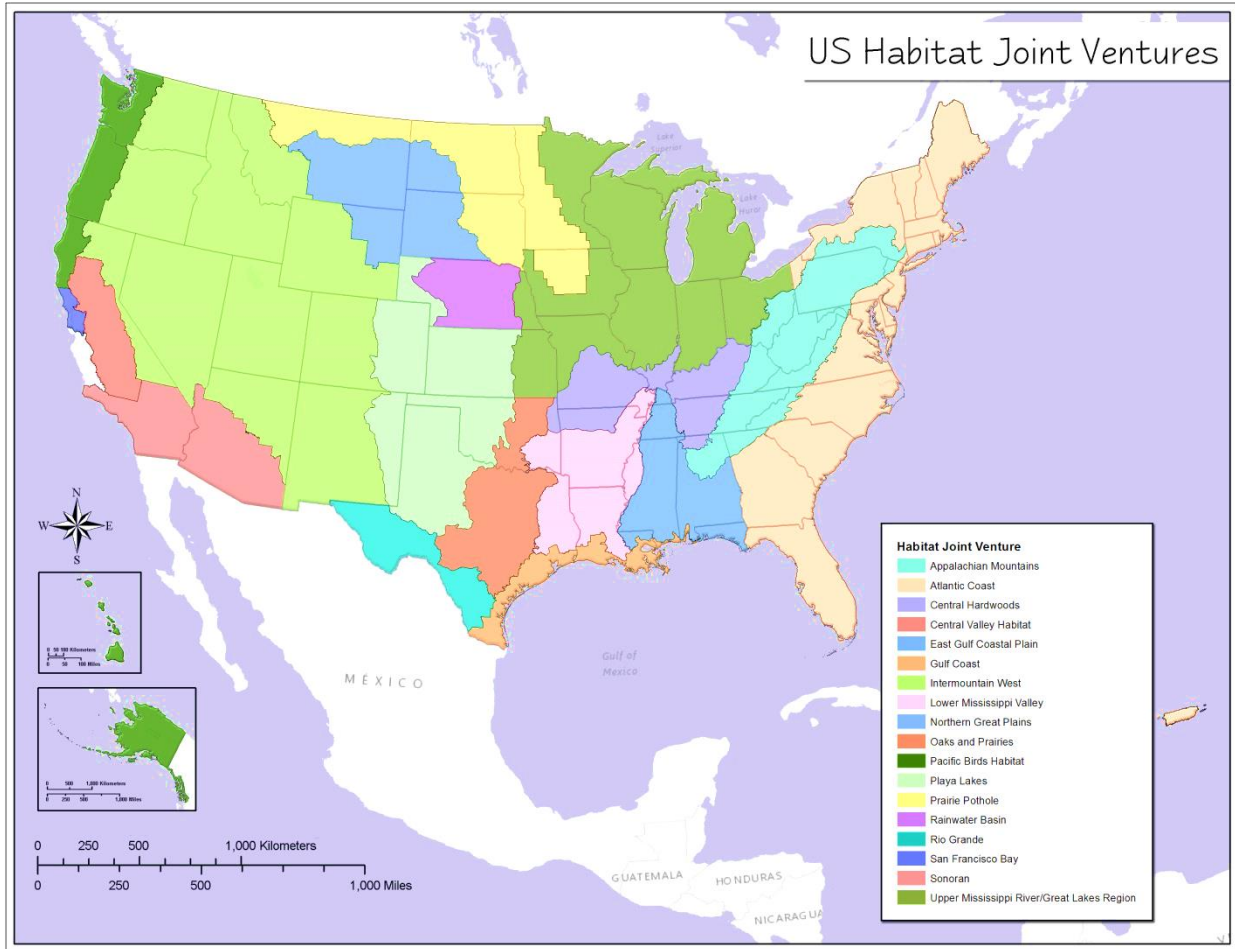
**Justification of 2019 Program Changes**

**Administrative Savings (-\$50,000/ +0 FTE)**

This is part of the larger Department of the Interior effort to reduce Administrative costs. The Service will reduce travel and more aggressively use shared services to achieve a Service-wide reduction of at least \$5.6 million.

**North American Waterfowl Management Plan/Joint Ventures (-\$847,000/ -5 FTE)**

The request will enable the Service to continue its long-term goal of supporting healthy and sustainable migratory bird populations through the partnership-oriented Migratory Bird Joint Ventures. This reduction will also allow the Service to address other priorities.



# Law Enforcement







**Activity: Conservation and Enforcement**  
**Subactivity: Law Enforcement**

		2017 Actual	2018 CR Baseline	2019			Change from 2018 (+/-)	
				Fixed Costs (+/-)	Internal Transfers (+/-)	Program Changes (+/-)		Budget Request
Operations	(\$000)	74,143	73,639	+327	0	-5,417	68,549	-5,090
Equipment Replacement	(\$000)	910	904	0	0	0	904	0
<b>Total, Law Enforcement</b>	<b>(\$000)</b>	<b>75,053</b>	<b>74,543</b>	<b>+327</b>	<b>0</b>	<b>-5,417</b>	<b>69,453</b>	<b>-5,090</b>
	<b>FTE</b>	<b>347</b>	<b>347</b>			<b>-10</b>	<b>337</b>	<b>-10</b>

**Summary of 2019 Program Changes for Law Enforcement**

Request Component	(\$000)	FTE
• Administrative Savings	-500	0
• Law Enforcement Operations	-4,917	-10
<b>Program Changes</b>	<b>-5,417</b>	<b>-10</b>

The Service works to intercept smuggling and facilitate legal commerce in fish, wildlife, and plant resources by investigating wildlife crimes and monitoring the Nation’s wildlife trade. Service special agents, wildlife inspectors, intelligence analysts, and forensic scientists play a critical role in the interdiction and successful prosecution of wildlife crimes. Addressing the involvement of transnational criminal organizations in these crimes requires strong and effective law enforcement, both in the U.S. and abroad.



*Illicit cash and over 750 pounds of wild ginseng were seized from poachers and smugglers. Credit: USFWS*

The Service focuses on detecting, disrupting, and eliminating the illegal wildlife trade, commercial exploitation of wildlife, and the introduction of injurious species into the U.S. Through law enforcement efforts, the Service disrupts criminal networks, apprehends violators and refers trafficking cases for prosecution, seizes and forfeits property of the crimes, and applies penalties to deter and prevent others from committing such crimes. Effective enforcement is critical to the Service’s conservation mission.

### ***Law Enforcement Investigations***

The Service's investigation of wildlife trafficking disrupts and dismantles highly organized transnational smuggling networks engaged in illegal trade around the globe. Special agents with the Service's Office of Law Enforcement are plainclothes criminal investigators who enforce Federal wildlife laws. Agents investigate crimes by collecting evidence, interviewing witnesses and subjects, conducting surveillance, executing Federal search warrants, making arrests, preparing cases for Federal court, and assisting state and local counterparts with wildlife crime investigations.

### ***Inspection and Facilitation of Wildlife Trade***

The Service's trade monitoring activities at U.S. ports provide a front-line defense against illegal wildlife trade. Service wildlife inspectors process declared shipments, intercept wildlife contraband, conduct proactive enforcement operations to interdict smugglers, and work with special agents to investigate businesses and individuals engaged in wildlife trafficking. Service law enforcement officers work to prevent the introduction, via international trade and travelers, of invasive species, which once established, contribute to the loss of billions of dollars due to economic and ecological impacts caused by such species each year.



*A wildlife inspector uses x-ray technology to examine wildlife products entering the United States. Credit: USFWS*

### ***International Collaboration and Capacity Building***

In support of the Eliminate, Neutralize, and Disrupt (END) Wildlife Trafficking Act, Service special agent attachés are stationed throughout the world in areas that are considered high-risk for wildlife crimes. At present, one attaché is posted at the following seven U.S. embassies: Bangkok, Thailand; Gaborone, Botswana; Beijing, China; Libreville, Gabon; Lima, Peru; Mexico City, Mexico; and Dar es Salaam, Tanzania. Through the program, the Service is positioned to assist in investigations, as well as provide technical assistance and training to international counterparts.

### ***Intelligence Unit***

The Service's Intelligence Unit is responsible for the collection and analysis of information on all aspects of wildlife trafficking to support Service investigations, inspections, and smuggling interdiction efforts. Through this unit, Service investigators have access to a multitude of law enforcement tools and resources, which assist them to identify and disrupt wildlife trafficking networks.

### ***Digital Evidence Recovery and Technical Support Unit***

The Digital Evidence Recovery and Technical Support Unit (DERTSU) in Jacksonville, Florida, provides special agents in the field with better support for retrieval and analysis of computer-based records and advanced surveillance techniques. DERTSU is staffed by wildlife crime investigators with skills in computer forensics and technology-based investigations, as well as technical experts in these highly specialized fields.



*A forensic scientist prepares CITES protected wood samples for anatomical analysis. Credit: USFWS*

### ***National Fish and Wildlife Forensics Laboratory***

The Service's National Fish and Wildlife Forensics Laboratory (NFWFL) in Ashland, Oregon, the world's only full-service highly accredited crime laboratory devoted exclusively to

supporting wildlife law enforcement investigations, is vital to Service efforts to fight illegal wildlife trade. The NFWFL provides the physical evidence analysis and supporting expert witness testimony for officials to successfully investigate and prosecute serious violations of wildlife law.

### **Applicable Laws, Acts, and Orders**

The Service has the statutory mandate and trust responsibility to fulfill its mission derived from the Nation's wildlife and plant protection laws. Brief descriptions of these various laws follow:

- The Lacey Act (18 U.S.C. 42; 16 U.S.C. 3371-3378) prohibits the importation, exportation, transportation, sale, or purchase of fish, wildlife, or plants taken or possessed in violation of federal, state, tribal, or foreign laws.
- The Migratory Bird Treaty Act (16 U.S.C. 703-712) makes it unlawful to pursue, hunt, kill, capture, possess, buy, sell, purchase, or barter any migratory bird including their parts and products.
- The Bald and Golden Eagle Protection Act (16 U.S.C. 668-668C) prohibits import, export, or take of bald or golden eagles including their parts and products without permits, and prohibits the sale, purchase, or barter of their parts or products.
- The Endangered Species Act (16 U.S.C. 1531-1543) prohibits the importation, exportation, taking, and interstate or foreign commerce of fish, wildlife, and plants that are listed as threatened or endangered species.
- The Migratory Bird Hunting and Conservation Stamp Act (16 U.S.C. 718) requires waterfowl hunters to purchase and possess a valid federal waterfowl hunting stamp before take of migratory waterfowl.
- The Marine Mammal Protection Act (16 U.S.C. 1361-1407) establishes a moratorium on the take and importation of marine mammals, including parts and products.
- The Airborne Hunting Act (16 U.S.C. 742j-1) prohibits taking or harassing wildlife from aircraft.
- The National Refuge System Administration Act (16 U.S.C. 668dd-668ee) provides guidelines for administration and management of all areas in the refuge system.
- The African Elephant Conservation Act (16 U.S.C. 4201-4245) places a moratorium on the importation of raw or worked ivory from African elephant-producing countries that do not meet certain criteria.
- The Wild Bird Conservation Act (16 U.S.C. 4901) limits or prohibits the importation of exotic bird species as necessary to ensure that their populations are not harmed by international trade.
- The Rhinoceros and Tiger Conservation Act (16 U.S.C. 5301-5306) prohibits the import, export, or sale of any product, item, or substance containing, or labeled or advertised as containing, any substance derived from tiger or rhinoceros.
- The Antarctic Conservation Act (16 U.S.C. 2401) makes unlawful for any citizen to take, possess, or sell any native bird or mammal from Antarctica.
- The Archeological Resources Protection Act (16 U.S.C. 470aa) prohibits excavation, removal, damage, or alteration to any archaeological resource located on public or Indian lands without a permit.
- The Indian Arts and Crafts Act of 1990 (P.L. 101-644) is a truth-in-advertising law that prohibits misrepresentation in marketing of Indian arts and crafts products within the United States.
- In conducting investigations of wildlife crimes, Service OLE special agents frequently encounter and investigate violations of other federal laws to include conspiracy, smuggling, money laundering, narcotics, cybercrimes, unlawful possession and trafficking of firearms, mail fraud, tax evasion, wire fraud, corruption, and bribery.
- The Eliminate, Neutralize, and Disrupt (END) Wildlife Trafficking Act (P.L. 114-231) authorizes support for law enforcement training, investigative capacity building, range state conservation programs, and other important tools to protect and sustain wild populations of imperiled species in Latin America, Asia, Africa, and other critical locations.

- The Presidential Executive Order on Enforcing Federal Law with Respect to Transnational Criminal Organizations and Preventing International Trafficking (issued February 9, 2017) strengthens enforcement of federal law in order to thwart transnational criminal organizations and subsidiary organizations, including criminal gangs, cartels, racketeering organizations, and other groups engaged in illicit activities. This Executive Order specifically lists wildlife trafficking as a targeted transnational crime that presents a threat to public safety and national security.

### **Justification of 2019 Program Changes**

---

#### **Administrative Savings (-\$500,000/+0 FTE)**

This is part of the larger Department of the Interior effort to reduce Administrative costs. The Service will reduce travel and more aggressively use shared services to achieve a Service-wide reduction of at least \$5.6 million.

#### **Law Enforcement Operations (-\$4,917,000/-10 FTE)**

The Service is reducing funding for this activity in order to support higher priorities.

# International Affairs







**Activity: Conservation and Enforcement**  
**Subactivity: International Affairs**

	2017 Actual	2018 CR Baseline	2019				Change from 2018 (+/-)
			Fixed Costs (+/-)	Internal Transfers (+/-)	Program Changes (+/-)	Budget Request	
International Conservation (\$000)	8,290	8,234	+26	0	-1,592	6,668	-1,566
International Wildlife Trade (\$000)	7,526	7,475	+53	0	+288	7,816	+341
<b>Total, International Affairs FTE</b>	<b>15,816</b>	<b>15,709</b>	<b>+79</b>	<b>0</b>	<b>-1,304</b>	<b>14,484</b>	<b>-1,225</b>
	<b>85</b>	<b>85</b>			<b>0</b>	<b>84</b>	<b>-1</b>

**Summary of 2019 Program Changes for International Affairs**

Request Component	(\$000)	FTE
• Combating Wildlife Trafficking	+1,093	+2
• International Wildlife Trade	+368	0
• Administrative Savings	-80	0
• International Conservation	-2,685	-3
<b>Program Changes</b>	<b>-1,304</b>	<b>-1</b>

The International Affairs Program leads domestic and international efforts to protect, restore, and enhance the world’s diverse wildlife and their habitats with a focus on species of international concern. The Service works to ensure legal wildlife trade is sustainable for both the survival of species and of economic livelihoods through implementation of the Convention on International Trade in Endangered Species of Wild Fauna and Flora (CITES) and domestic conservation laws. The Service plays an integral role in the National Strategy for Combating Wildlife Trafficking addressing urgent conservation and global security threats posed by poaching and illegal trade in wildlife. Through technical and financial assistance, the Service works with partners to strengthen enforcement, reduce demand for illegally-traded wildlife, and expand international cooperation and commitment to address the growing threat.



*Pangolins are the most trafficked mammal in the world.  
 Credit: Frank Kohn/USFWS*



*The declared value of U.S. exports of bobcat skins was nearly \$30 million from 2013-2015. Credit: Matt Knoth/Creative Commons*

The International Affairs program is comprised of the following program elements:

- International Conservation – Species and regional programs provide technical and financial assistance to partners around the globe to conserve high-priority species and habitats.
- International Wildlife Trade – This program is responsible for implementing CITES in the U.S. and to ensure international wildlife trade does not threaten the survival of animals and plants in the wild.

Consistent with the Secretary's priorities, the Service works closely with State agencies and tribes to ensure that legal wildlife trade is sustainable for both the survival of species and

economic livelihoods. We also strengthen capacity within other countries to address conservation problems that affect the health and viability of species that are important to the U.S. economy and have intrinsic value to the American people. The Service works with partners to find innovative solutions to combat the most urgent threats to species survival. This work addresses rampant poaching, wildlife disease, habitat loss, illegal and unsustainable trade, and inadequate law enforcement. Through these efforts, the Service's work supports the entire wildlife "supply chain," from helping to establish protected areas and supporting boots on the ground enforcement to leading high-level international trade negotiations.



*An American ginseng digger practices good stewardship by harvesting plants with 3 or more leaves and planting the red berries of the harvested plant. Credit: Eric Burkhart*

### **Applicable Laws, Acts, and Orders**

The Service has the legal mandate and trust responsibility to engage in the conservation of wildlife species beyond our borders in the context of several long-standing commitments. These obligations are contained in domestic laws, international treaties, and other multilateral agreements, such as CITES, the Eliminate, Neutralize, and Disrupt (END) Wildlife Trafficking Act, the Canada/Mexico/U.S. Trilateral Committee, the Endangered Species Act (ESA), the Lacey Act, the Wild Bird Conservation Act, the Marine Mammal Protection Act, the Western Hemisphere Convention, the Migratory Bird Treaty Act, the Cartagena Convention and the Protocol Concerning Specially Protected Areas and Wildlife, and the Convention on Wetlands of International Importance (Ramsar Convention).

### **Justification of 2019 Program Changes**

#### **Combating Wildlife Trafficking (+\$1,093,000 /+2 FTE).**

The Service expects to fund approximately 18 projects that provide technical and financial assistance to partners to support innovative projects that address wildlife poaching and trafficking by strengthening enforcement, reducing demand for illegally traded wildlife, and expanding international cooperation and commitment to mitigate this threat.



**International Wildlife Trade (+\$368,000 /+0 FTE)**

The Service will modernize its permitting system, including moving toward fully electronic application submission and permit processing. We will also work with our State wildlife agency partners to ensure that trade in commercially valuable native species is legal and sustainable, to include implementing recommendations of State and Tribal working groups regarding American ginseng management and trade.

**Administrative Savings (-\$80,000/+0 FTE)**

This is part of the larger Department of the Interior effort to reduce Administrative costs. The Service will reduce travel and more aggressively use shared services to achieve a Service-wide reduction of at least \$5.6 million.

**International Conservation (-\$2,685,000 /-3 FTE)**

The Service proposes to reduce funding for this activity in order to support higher priorities.



*Jaguars are threatened by deforestation in Central America, where the three largest remaining forest blocks have been reduced in size by more than 23 percent in the past 15 years. Credit: Levi Novey/USFWS*

This page intentionally left blank.

# Fish and Aquatic Conservation





**Activity: Fish and Aquatic Conservation**

		2017 Actual	2018 CR Baseline	2019			Budget Request	Change From 2018 (+/-)
				Fixed Costs (+/-)	Internal Transfers (+/-)	Program Changes (+/-)		
National Fish Hatchery Operations	(\$000) FTE	55,418 342	55,041 339	+285 0	0 0	-5,347 -29	49,979 310	-5,062 -29
Maintenance and Equipment	(\$000) FTE	22,920 65	22,764 65	+45 0	0 0	-3,001 -4	19,808 61	-2,956 -4
Aquatic Habitat and Species Conservation	(\$000) FTE	76,872 336	76,350 334	+238 0	0 0	-12,482 -45	64,106 289	-12,244 -45
<b>Total, Fish and Aquatic Conservation</b>	<b>(\$000) FTE</b>	<b>155,210 743</b>	<b>154,155 738</b>	<b>+568 0</b>	<b>0 00</b>	<b>-20,830 -78</b>	<b>133,893 660</b>	<b>-20,262 -78</b>

**Program Mission**

The Fish and Aquatic Conservation program works with partners and the public to manage fish and other aquatic resources for the continuing benefit of the American people. For over 140 years, the Service has fostered outdoor recreational opportunities and provided economic and ecological benefits through the conservation of aquatic species and habitats. Since its inception as the United States Commission on Fish and Fisheries, the Service’s Fisheries Program has worked collaboratively with Native American Tribes, States, landowners, partners and stakeholders to achieve the goals of healthy, self-sustaining populations of fish and other aquatic species, and the conservation or restoration of their habitats.

Consistent with Secretarial Orders 3347 and 3356, the Fish and Aquatic Conservation program is placing a renewed emphasis on promoting public access and participation in recreational fishing. Fishing is one of America’s most enduring pastimes and is not only important to the culture and environment of our country but to the economy as well. Working closely with our Federal, Tribal, State, industry, private landowner, and non-profit partners, the Fish and Aquatic Conservation program enhances habitat by removing barriers to fish passage; limits the introduction, establishment and spread of invasive species; raises and stocks millions of fish in our Nation’s waters; and conducts public fishing and education events at our National Fish Hatcheries.

**Program Elements**

The Fish and Aquatic Conservation program comprises the following program elements:

- National Fish Hatchery System (NFHS) – propagates healthy, genetically diverse aquatic species to help support wild populations and fulfill Tribal obligations while ensuring access to angling opportunities.

- Maintenance and Equipment – maintains property and equipment, including the repair, rehabilitation, and replacement of constructed assets, for 88 National Fish Hatchery System facilities and 65 Fish and Wildlife Conservation Offices. The Service’s ability to accomplish its mission and ensure safety of employees and visitors is dependent upon the condition of key assets associated with water delivery, aquatic species culture, and effluent management.
- Population Assessment and Cooperative Management – Fish & Wildlife Conservation Offices (Fisheries Offices) are the boots on-the-ground fish conservation arm of the Service where field staff work in close cooperation with Tribal, State, and Federal partners to analyze the status and trends of our Nation’s aquatic resources and proactively manage these complex systems.
- Habitat Assessment and Restoration – coordinated through a nationwide network of 65 Fisheries Offices—works to improve riparian and water habitats for aquatic species utilizing partnership programs such as the National Fish Passage Program and the National Fish Habitat Partnership.
- Aquatic Invasive Species - prevents the introduction and reduces the spread of invasive species, a primary threat to the Nation’s natural resources, infrastructure, and economy. This is accomplished through leadership of the Aquatic Nuisance Species Task Force, injurious wildlife listings, risk assessments, and voluntary efforts with industry, States, Tribes, and other stakeholders to educate and engage the public.

### **Applicable Laws, Acts, and Orders**

The Service’s Fish and Aquatic Conservation program is authorized by a wide range of statutes, treaties, compacts, court orders, mitigation agreements, and cooperative agreements.

- **The Fish and Wildlife Act** (16 U.S.C. 742a-742j)—establishes a comprehensive national fish and wildlife policy and authorizes the Secretary to take steps required for the development, management, advancement, conservation, and protection of fisheries and wildlife resources through research, acquisition of refuge lands, development of existing facilities, and other means.
- **The Fish and Wildlife Coordination Act** (16 U.S.C. 661-666(e))—directs the Service to investigate and report on proposed Federal actions that affect any stream or other body of water and to provide recommendations to minimize impacts on fish and wildlife resources.
- **The Endangered Species Act** (16 U.S.C. 1531-1544)—prohibits the import, export, or taking of fish and wildlife and plants that are listed as threatened or endangered species; provides for adding species to and removing them from the list of threatened and endangered species, and for preparing and implementing plans for their recovery.
- **The Mitchell Act** (16 U.S.C. 755-757)—authorizes the Secretary of the Interior to carry on activities for conservation of fishery resources in the Columbia River Basin.
- **The Colorado River Storage Project Act** (43 U.S.C. 620)—provides that facilities will be built and operated to mitigate losses of, and improve conditions for, fish and wildlife in connection with the Colorado River Storage.
- **The Sikes Act** (16 U.S.C. 670a-670o)—authorizes the Secretary to cooperate with the Department of Defense, Department of Energy, National Aeronautics and Space Administration, Bureau of Land Management, and State agencies in planning, developing, maintaining and rehabilitating Federal lands for the benefit of fish and wildlife resources and their habitat.
- **The Nonindigenous Aquatic Nuisance Species Prevention and Control Act**, as amended by the National Invasive Species Act, (NISA, 16 U.S.C. 4701 et seq.)—authorizes the Service to develop and implement a program to prevent and control infestations of zebra mussels and other nonindigenous aquatic invasive species in waters of the United States.
- **The Lacey Act Amendment**, (18 U.S.C. 42; 16 U.S.C. 3371-3378)—provides that the Secretary designate injurious wildlife and ensure the humane treatment of wildlife shipped to the United States.

**Activity: Fish and Aquatic Conservation**  
**Subactivity: National Fish Hatchery System Operations**

		2017 Actual	2018 CR Baseline	2019			Change From 2018 (+/-)	
				Fixed Costs (+/-)	Internal Transfers (+/-)	Program Changes (+/-)		Budget Request
National Fish Hatchery Operations	(\$000)	55,418	55,041	+285	0	-5,347	49,979	-5,062
	FTE	342	339	0	0	-29	310	-29

**Summary of 2019 Program Changes for National Fish Hatchery System Operations**

Request Component	(\$000)	FTE
• Aquatic Animal Drug Approval Partnership	-395	0
• Administrative Savings	-500	0
• Youth and Careers in Nature	-1,302	-8
• Washington State Mass Marking	-1,465	-8
• Hatchery Operations Activities	-1,685	-13
<b>Program Changes</b>	<b>-5,347</b>	<b>-29</b>

The National Fish Hatchery System (NFHS) consists of 72 National Fish Hatcheries, one historic National Fish Hatchery, nine Fish Health Centers, seven Fish Technology Centers, and the Aquatic Animal Drug Approval Partnership Program (AADAP). The NFHS operates facilities across the Country under the authority of numerous treaties and consent decrees, statutes, and recovery and restoration plans.

Hatcheries propagate fish to bolster or re-establish self-sustaining populations in the wild, to fulfill Tribal responsibilities, and to mitigate impacts to fish populations associated with Federal water projects. In 2017, 66 fish species and 34 other aquatic species (amphibians, mollusks, plants, and reptiles) were propagated and distributed from Service hatcheries. These facilities also provided refugia for 31 listed species facing catastrophic events such as wildfires, droughts, or floods. Hatcheries implemented 427 recovery actions as called for in approved Recovery Plans and Biological Opinions, benefitting 76 Federally-listed species. In addition, to help avoid further declines and ESA listings, NFHS facilities implemented over 1,500 tasks benefitting at least 67 non-listed species, as called for in Fisheries Management Plans and other agreements.



*Pallid Sturgeon at Garrison Dam NFH. Credit: USFWS*

Fish Technology Centers (FTCs) provide applied science support for recovery and restoration programs. The seven FTCs conduct practical research in animal culture biology, genetics, ecological physiology, nutrition, biometrics and modeling, and cryopreservation for application in aquatic resource management. The knowledge gained through FTC studies informs conservation and benefits the aquaculture industry and other fish propagation efforts. Service FTCs have published over a 1,000 papers in peer reviewed journals over the last 30 years, including 26 papers in 2017. These publications cover a broad range of topics, which have an impact well beyond the Service.

Aquatic animal health biologists operating at nine Fish Health Centers (FHCs) detect, monitor, and mitigate disease-causing pathogens that threaten aquatic species. Their findings inform decisions that improve the health of captive fishes at both Federal and partner hatcheries and of fish populations in the wild. Fish health professionals also investigate emerging health issues, such as invasive species that can be vectors for disease, to help prevent the introduction or spread of dangerous aquatic pathogens.

The AADAP program works with the U.S. Food and Drug Administration (FDA) and other Tribal, State, and Federal agencies, academic institutions, and private partners to obtain FDA approval of safe and effective new fish medications needed for aquaculture and fisheries management. In addition to Federal appropriations, the program receives financial support from cost-reimbursable dollars generated by the National Investigational New Animal Drug (INAD) Program and FDA research grants. The INAD Program provides fishery managers and aquaculture facilities across the country with legal access to experimental fish medications for which AADAP is pursuing FDA approval. In addition to Service programs, over 250 non-Service facilities in 45 States receive direct benefits through participation in this unique program.

Conservation of fish and their habitats directly enhances angling opportunities and leads to significant economic benefits. According to the 2011 peer-reviewed economic report, *Conserving America's Fisheries, An Assessment of Economic Contributions from Fisheries and Aquatic Resource Conservation*<sup>1</sup>, recreational angling resulting from NFH stocking programs annually generate: approximately \$554 million in retail sales; \$903 million in industrial output; \$256 million in wages/salaries; \$37 million in Federal tax revenues; \$35 million in local tax revenues; and support 68,000 jobs. Hatcheries are also integral parts of the communities in which they are located. Service hatcheries offer volunteer opportunities and education programs that provide hands-on experience which improves the public's understanding of America's unique and diverse aquatic species and habitats. In 2017, nearly 2 million youth and adults visited National Fish Hatcheries and 2,758 youth and adults contributed over 90,000 volunteer hours.

---

### **Justification of 2019 Program Changes**

---

#### **Aquatic Animal Drug Approval Partnership (-\$395,000/+0 FTE)**

This reduction will allow the Service to address other priorities.

#### **Administrative Savings (-\$500,000/+0 FTE)**

This is part of the larger Department of the Interior effort to reduce Administrative costs. The Service will reduce travel and more aggressively use shared services to achieve a Service-wide reduction of at least \$5.6 million.

#### **Youth and Careers in Nature (-\$1,302,000/-8 FTE)**

The Service is not requesting funding for this activity in order to support higher priorities.

#### **Washington State Mass Marking (-\$1,465,000/-8 FTE)**

The Service is not requesting funding for this activity in order to support higher priorities.

#### **Hatchery Operations Activities (-\$1,685,000/-13 FTE)**

This reduction will allow the Service to address other priorities.

#### **Activity: Fish and Aquatic Conservation**

---

<sup>1</sup> <http://www.fws.gov/home/feature/2011/pdf/FisheriesEconomicReport.pdf>



**Activity: Fish and Aquatic Conservation**  
**Subactivity: Maintenance and Equipment**

		2017 Actual	2018 CR Baseline	2019			Budget Request	Change From 2018 (+/-)
				Fixed Costs (+/-)	Internal Transfers (+/-)	Program Changes (+/-)		
National Fish Hatchery	(\$000)	22,402	22,250	+44	0	-3,001	19,293	-2,957
Maintenance and Equipment	FTE	64	64	0	0	-4	60	-4
FWCO	(\$000)	518	514	+1	0	0	515	+1
Maintenance and Equipment	FTE	1	1	0	0	0	1	0
<b>Total, Maintenance and Equipment</b>	<b>(\$000)</b>	<b>22,920</b>	<b>22,764</b>	<b>+45</b>	<b>0</b>	<b>-3,001</b>	<b>19,808</b>	<b>-2,956</b>
	<b>FTE</b>	<b>65</b>	<b>65</b>	<b>0</b>	<b>0</b>	<b>-4</b>	<b>61</b>	<b>-4</b>

**Summary of 2019 Program Changes for Maintenance and Equipment**

Request Component	(\$000)	FTE
• Administrative Savings	-30	0
• Annual Maintenance	-71	0
• Deferred Maintenance	-2,900	-4
<b>Program Changes</b>	<b>-3,001</b>	<b>-4</b>

Hatcheries produce fish and other aquatic species to meet management needs and provide public access to hatchery facilities for recreation and education. Properly functioning infrastructure is essential to fish production and to the safety of Service employees and visitors. Hatcheries employ tanks, ponds, and raceways for propagation, and boats and trucks for transport. The propagation process requires a consistent water supply, heated or cooled to the correct temperature and supplied with adequate oxygen. Related hatchery assets, such as water wells, pumps, pipelines, and heating/cooling equipment must be well maintained to prevent mortality and meet production goals. Similarly, public access areas must be maintained to provide safe recreational use. A proactive asset management system helps to ensure safe, efficient, and successful hatchery operations.

Maintenance and Equipment funds allow the Service to provide timely upkeep of NFHS property and equipment; purchase maintenance-related supplies; and repair, rehabilitate, or replace constructed assets. The Service’s ability to accomplish its mission is largely determined by the condition of key water delivery assets. These assets deliver, treat, and discharge water from hatcheries and regulate the hatchery environment to optimize hatchery production and survival. Approximately \$2.1 billion of the NFHS’s \$2.8 billion of real property assets are mission-critical water management assets. In alignment with the Secretary’s initiative to modernize our infrastructure to ensure effective operations and service delivery, the Service has developed asset performance measures and a strategy for making sure its crucial assets remain fully functional and safe for employees and visitors.

Annual maintenance funds ensure timely upkeep of NFHS real property and equipment. These funds are used for salaries of our maintenance staff, to purchase maintenance-related supplies, and for performing maintenance costing less than \$5,000. Deferred maintenance funds are directed at the repair, rehabilitation, or replacement of constructed assets within the NFHS. The Service has identified \$185 million in current deferred maintenance needs for the NFHS. The NFHS equipment funds pay for

maintenance, repair, and replacement of equipment. Fisheries Office maintenance and equipment funds are used to purchase and maintain over \$21 million in assets such as boats, vehicles, and specialized fisheries equipment.

### **Justification of 2019 Program Changes**

---

#### **Administration Savings (-\$30,000/+0 FTE)**

This is part of the larger Department of the Interior effort to reduce Administrative costs. The Service will reduce travel and more aggressively use shared services to achieve a Service-wide reduction of at least \$5.6 million.

#### **Annual Maintenance (-\$71,000/+0 FTE)**

This reduction will allow the Service to address other priorities.

#### **Deferred Maintenance (-\$2,900,000/-3 FTE)**

This reduction will allow the Service to focus funds on the most urgent priorities.

**Activity: Fish and Aquatic Conservation**  
**Subactivity: Aquatic Habitat and Species Conservation**

		2017 Actual	2018 CR Baseline	2019 Request			Change From 2018 (+/-)	
				Fixed Costs (+/-)	Internal Transfers (+/-)	Program Changes (+/-)		Budget Request
Habitat Assessment and Restoration	(\$000)	29,391	29,191	+81		-7,631	21,641	-7,550
	FTE	114	113			-18	95	-18
Population Assessment and Cooperative Management	(\$000)	30,821	30,612	+100		-2,568	28,144	-2,468
	FTE	149	148			-18	130	-18
Aquatic Invasive Species	(\$000)	16,660	16,547	+57		-2,283	14,321	-2,226
	FTE	73	73			-9	64	-9
<b>Total, Aquatic Habitat &amp; Species Conservation</b>	<b>(\$000)</b>	<b>76,872</b>	<b>76,350</b>	<b>+238</b>		<b>-12,482</b>	<b>64,106</b>	<b>-12,244</b>
	<b>FTE</b>	<b>336</b>	<b>334</b>			<b>-45</b>	<b>289</b>	<b>-45</b>

**Summary of 2019 Program Changes for Aquatic Habitat and Species Conservation**

Request Component	(\$000)	FTE
• Alaska Fisheries Subsistence	+47	0
• Administrative Savings	-210	0
• Asian Carp	-458	-4
• Habitat Assessment and Restoration Activities	-575	-5
• Prevention	-701	-3
• Cooperative Recovery	-741	0
• National Fish Habitat Action Plan	-966	-2
• NISA State/Interstate Plans	-994	-2
• Klamath Basin Restoration Agreement	-1,370	-2
• Population Assessment and Cooperative Management Activities	-1,834	-18
• Fish Passage Improvements	-4,680	-9
<b>Program Changes</b>	<b>-12,482</b>	<b>-45</b>

The Fisheries Offices are strategically located across the Nation and play an important role in implementing the Service’s fisheries and aquatic resource programs. These field offices work with a broad range of partners and utilize non-regulatory conservation tools to protect, enhance, and restore our aquatic resources. Fisheries Offices are under increasing demands for their services as they provide technical and biological information to partners on the condition of the habitat and populations of fish and other species. Fisheries Offices monitor and assess aquatic populations and their habitats to provide essential information for managing these resources for conservation and recreational fishing. These data inform resource management decisions and lead to on-the-ground conservation actions as Fisheries Offices collaborate with private landowners, non-profit organizations and local, State, and Federal agencies. Additionally, Fisheries Office staff work closely with Tribal nations to fulfill trust responsibilities associated with fisheries and aquatic resources. The work of Fisheries Offices is essential to the understanding and collaborative management of anadromous and other migratory and cross-jurisdictional species, such as Pacific salmon, Striped bass, Lake trout, and American shad.

The Service's Fisheries Offices focus on management, restoration, and inventory and monitoring to maintain self-sustaining, healthy and diverse populations of fish and other aquatic species. Fisheries Offices evaluate the causes of species decline, determine the limiting factors for aquatic populations, and implement actions to restore those populations across habitat types and jurisdictional boundaries.

Fisheries Offices play an important role in the implementation of the National Fish Habitat Action Plan (Action Plan) and the National Fish Passage Program, two habitat assessment and restoration programs vital in meeting the Service's mission. Through its network of Fisheries Offices, the Service implements projects with partners, provides technical expertise, enlists voluntary efforts of landowners and local communities, and delivers cost-shared resources to complete projects that improve environmental conditions and restore ecological connectivity to strengthen the resiliency of our Nation's aquatic resources against future threats. In addition, Fisheries Offices work with Service programs and agencies to deliver other science and restoration projects using an adaptive management approach.

In FY 2019, the Aquatic Invasive Species program will continue to target quagga and zebra mussels, leveraging prevention, containment, and outreach resources among Federal, State, local, and non-government partners to try and contain the invasion within the lower Colorado River basin. The spread of Asian carps toward the Great Lakes is one of the most acute threats facing this key natural resource and its multi-billion dollar commercial and recreational fishery. Since 2010, the Service has aggressively focused on preventing Asian carp from invading the Great Lakes. Base funding supports work to prevent the spread of Asian carps in the Great Lakes Basin and the upper Mississippi and Ohio rivers.

---

### **Justification of 2019 Program Changes**

---

#### **Alaska Fisheries Subsistence (+\$47,000/+0 FTE)**

The Federal Subsistence Management Program in Alaska is a multi-agency effort that provides the opportunity for a subsistence way of life by rural Alaskans on Federal lands and waters while maintaining healthy populations of fish and wildlife. The proposed increase will continue support for the subsistence program.

#### **Administrative Savings (-\$210,000/+0 FTE)**

This is part of the larger Department of the Interior effort to reduce Administrative costs. The Service will reduce travel and more aggressively use shared services to achieve a Service-wide reduction of at least \$5.6 million.

#### **Asian Carp (-\$458,000/-4 FTE)**

Requested funding will allow the Service to address other priorities.

#### **Habitat Assessment and Restoration Activities (-\$575,000/-5 FTE)**

This reduction will allow the Service to continue to focus resources on priority activities.

#### **Prevention (-\$701,000/-3 FTE)**

This reduction will allow the Service to address other priorities.

#### **Cooperative Recovery (-\$741,000/+0 FTE)**

This reduction will allow the Service to address other priorities. Staff from Service programs will continue collaborating to promote species recovery as resources permit.

#### **National Fish Habitat Action Plan (-\$966,000/-2 FTE)**

Requested funding will focus on the highest priority fish and aquatic habitat assessment and conservation projects.

**NISA State/Interstate Plans (-\$994,000/-2 FTE)**

This reduction will allow the Service to address other priorities.

**Klamath Basin Restoration Agreement (-\$1,370,000/-2 FTE)**

Funds will be redirected to higher priority habitat assessment and restoration work. Staff from Service programs will continue activities in the Klamath Basin as resources permit.

**Population Assessment and Cooperative Management Activities (-\$1,834,000/-18 FTE)**

This reduction will allow the Service to address other priorities.

**Fish Passage Improvements (-\$4,680,000/-9 FTE)**

This reduction will allow the Service to address other priorities while still providing resources for priority projects.

This page intentionally left blank.

# Cooperative Landscape Conservation







**Activity: Cooperative Landscape Conservation**

		2017 Actual	2018 CR Baseline	2019			Budget Request	Change from 2018 (+/-)
				Fixed Costs (+/-)	Internal Transfers (+/-)	Program Changes (+/-)		
Cooperative Landscape Conservation	(\$000)	12,988	12,900	0	0	-12,900	0	-12,900
	FTE	67	62	0	0	-62	0	-62

**Summary of 2019 Program Changes for Cooperative Landscape Conservation**

Request Component	(\$000)	FTE
Landscape Conservation Cooperatives	-12,900	-62
<b>Program Changes</b>	<b>-12,900</b>	<b>-62</b>

Landscape Conservation Cooperatives (LCCs) are partnerships consisting of Federal, State, and Tribal agencies, and other organizations which have established shared conservation priorities and provide information for making effective resource management decisions.

**Justification of Program Changes**

Due to higher priorities, the Service is not requesting funding for Landscape Conservation Cooperatives. Service programs will continue to coordinate with State resource management agencies and other partners.

This page intentionally left blank.

# Science Support





**Activity: Science Support**

		2017 Actual	2018 CR Baseline	2019				Change from 2018 (+/-)
				Fixed Costs (+/-)	Internal Transfers (+/-)	Program Changes (+/-)	Budget Request	
Adaptive Science	(\$000) FTE	10,517 9	10,446 9	0 0	0 0	-10,446 -9	0 0	-10,446 -9
Service Science	(\$000) FTE	6,468 17	6,424 17	0 0	0 0	-6,424 -17	0 0	-6,424 -17
<b>Total, Science Support</b>	<b>(\$000) FTE</b>	<b>16,985 26</b>	<b>16,870 26</b>	<b>0 0</b>	<b>0 0</b>	<b>-16,870 -26</b>	<b>0 0</b>	<b>-16,870 -26</b>

**Program Mission**

The Service’s Science Support program works to coordinate internal and partner efforts developing and applying science for desired conservation outcomes by ensuring science products are high quality, non-duplicative, and accessible to fish and wildlife managers and decision makers. Science Support staff work directly with Service biologists, project leaders, and others to answer resource management questions.

**Applicable Laws, Acts, and Orders**

**Fish and Wildlife Act**, (16 U.S.C 742(a)-754)—establishes a comprehensive national fish and wildlife policy and authorizes the Secretary to take steps required for the development, management, advancement, conservation, and protection of fisheries resources and wildlife resources through research, acquisition of refuge lands, development of existing facilities, and other means.

**Justification of 2019 Program Changes**

The budget does not request funding for this Activity. Future science needs will be addressed by each Service program as needed.

This page intentionally left blank.

# General Operations







**Activity: General Operations**

		2017 Actual	2018 CR Baseline	2019			Budget Request	Change from 2018 (+/-)
				Fixed Costs (+/-)	Internal Transfers (+/-)	Program Changes (+/-)		
Central Office Operations	(\$000)	40,569	40,294	+247	+978	+1,530	43,049	+2,755
	FTE	265	225	0	+12	-17	220	-5
Regional Office Operations	(\$000)	37,722	37,466	+415	0	-5,021	32,860	-4,606
	FTE	395	350	0	0	-25	325	-25
Servicewide Bill Paying	(\$000)	35,177	34,938	+163	0	+1,427	36,528	+1,590
	FTE	20	18	0	0	0	18	0
National Fish and Wildlife Foundation	(\$000)	7,022	6,974	0	0	-1,965	5,009	-1,965
	FTE	0	0	0	0	0	0	0
National Conservation Training Center	(\$000)	25,014	24,843	+145	0	-3,032	21,956	-2,887
	FTE	119	117	0	-5	-7	105	-12
<b>Total, General Operations</b>	<b>(\$000)</b>	<b>145,504</b>	<b>144,515</b>	<b>+970</b>	<b>+978</b>	<b>-7,061</b>	<b>139,402</b>	<b>-5,113</b>
	<b>FTE</b>	<b>799</b>	<b>710</b>	<b>0</b>	<b>+7</b>	<b>-49</b>	<b>668</b>	<b>-42</b>

**Program Mission**

The General Operations Program provides the management and support that allows the Service’s programmatic activities and organizations to accomplish their goals and mission. Primarily, it provides headquarters, regions, and field offices with the resources (e.g., people, funding, facilities, access to data, etc.) they need to carry out the work of the Service to benefit the American people. General Operations also ensures that the Service is in compliance with legal, regulatory, and Departmental policies for all administrative areas and functions.

**Program Elements**

Five subactivities comprise the General Operations Program:

- Central Office Operations – Headquarters offices provide the Service with the leadership, strategic direction, and necessary resources to accomplish mission priorities and goals. These functions include: policy provision from Administration-appointed officials; implementation of equal employment opportunity; coordination of Service contact with Native American Tribes; communications and outreach; human resources policy coordination; budget formulation and oversight; finance, acquisition, and contracting management and oversight; and information technology management.
- Regional Office Operations – The Service’s Regional Offices provide front line, daily support to over 700 geographically diverse field offices by managing Regional leadership, Budget and Administration, and External Affairs functions. The Service delegates many aspects of management and operation to the field office level; however, functions that require extensive

training, certification (e.g., contracting warrants), or specialized knowledge (e.g., personnel policies and authorities) are centralized for cost and operational efficiencies.

- Service-wide Bill Paying – This subactivity provides a means to centrally budget and pay for nationwide operational support and infrastructure costs that the Service incurs in the course of accomplishing its mission. A non-exhaustive list of expenses paid from this subactivity include Information Technology (IT) and communication needs, payments to the DOI Working Capital Fund (WCF), mail delivery and distribution, and printing.
- National Fish and Wildlife Foundation (NFWF) – NFWF runs a competitive challenge grant program with a statutory non-Federal matching requirement of 1:1 for all awards of federally appropriated funds. However, in recent years the non-Federal match has been closer to 3:1, greatly multiplying the impact of the Service's funding for on-the-ground conservation projects.
- National Conservation Training Center (NCTC) – Opened in 1997 and located on 533 acres along the Potomac River in Shepherdstown, WV, NCTC is the Service's primary training facility. In addition to training Service employees, NCTC provides training on a reimbursable basis to conservation professionals from DOI, other Federal, State and local governments, not-for-profit conservation organizations, private landowners and the business community. In this way, NCTC programs expand their reach and impact and help Service professionals build collaborative partnerships for conservation.

**Activity: General Operations**  
**Subactivity: Central Office Operations**

		2017 Actual	2018 CR Baseline	2019			Budget Request	Change from 2018 (+/-)
				Fixed Costs (+/-)	Internal Transfers (+/-)	Program Changes (+/-)		
Central Office	(\$000)	40,569	40,294	+247	+978	+1,530	43,049	+2,755
Operations	FTE	265	225	0	+12	-17	220	-5

**Summary of 2019 Program Changes for Central Office Operations**

Request Component	(\$000)	FTE
• Reorganization Support	+5,900	0
• Administrative Savings	-1,000	0
• Central Office Operations	-3,370	-17
<b>Program Changes</b>	<b>+1,530</b>	<b>-17</b>

The Service’s Central Office Operations provide leadership, strategic direction, and necessary resources to accomplish mission priorities and goals. These functions include: policy provision from Administration-appointed officials; implementation of equal employment opportunity; coordination of Service contact with Native American Tribes; communications and outreach; human resources policy coordination; budget formulation and oversight; finance, acquisition, and contracting management and oversight; and information technology management.

**The Office of the Director**, which includes the Director, Deputy Directors, and staff specialists, provides policy direction to guide the Service in achieving Administration priorities.

**Diversity and Inclusive Workforce Management** supports the Equal Employment Opportunity (EEO) Program for the Service. The ODIWM provides direction, policy formulation, and oversight of the Service’s Diversity and Inclusion Implementation Plan with regard to applicable civil rights laws and directives.

**Native American Programs Coordination** serves as a key point of contact for Native American Tribes, and works to expand the Service’s capacity to work cooperatively with Tribes to further the Service’s conservation mission.

**External Affairs (EA)** formulates national policy and directs operations in the Divisions of Communications, Congressional and Legislative Affairs, and Program and Partnership Support. EA also is responsible for the Service’s outreach program, which informs the American people and employees about current policies, programs, and actions. EA also responds to congressional inquiries, coordinates briefings and meetings with Congressional Members and their staff, and prepares Service personnel for hearings.

**Management and Administration** is responsible for most administrative functions including human resources, budget, finance, contracting, and other functions. In FY 2018, the Service initiated a plan to consolidate some Central Office Operations to more efficiently provide needed administrative support to Service programs. In 2019, the Service proposes to reorganize three Assistant Directors and their programs into one organization. The affected programs would be Business, Management and Operations; Budget, Planning and Human Capital, and Information Technology. The new organization, under the Assistant Director for Management and Administration, will fulfill the Service’s needs for administrative

services, including human resources, contracting, finance, and information technology at a reduced cost to the American taxpayer. The Associate Chief Information Officer will continue to receive policy oversight from the Department Chief Information Officer as required under the Federal Information Technology Acquisition Reform Act (FITARA). In 2019, the Service will continue implementing its plan to consolidate administrative support services and reorganize how it delivers administrative services to regional offices and field station managers.

This organization also works with Service programs and the Directorate to formulate budget proposals and conduct workforce and succession planning to support its mission and goals. This function provides essential oversight to ensure the agency is following appropriations law and the guidance of our Appropriations Committees, as well as managing Federal Register notices, and directives management. Staff also coordinate programmatic Internal Controls under OMB Circular A-123, and serve as the liaison with the Government Accountability Office and the Office of the Inspector General.

Management and Administration staff also provide direction, policy formulation, oversight and management in the areas of finance, contracting, asset management, engineering, safety, occupational health, economic analyses, and other associated support functions.

Within Management and Administration, the Associate Chief Information Officer (ACIO) provides secure, efficient and effective management of information resources and technology that allows the Service to accomplish its mission. This office provides reliable mission essential connectivity for email, internet, network applications, records and FOIA, and Land Mobile Radios across the Service. The Service's cyber security program maintains and monitors network security subsystems to ensure a stable and dependable environment for the network and its users. The ACIO also plays a pivotal role ensuring that the Service is in compliance with all Federal IT laws, regulations, and requirements.

### **Justification of 2019 Program Changes**

---

#### **Reorganization Support (+\$5,900,000/+0 FTE)**

Budget includes \$5.9 million to shift some headquarters resources to the field and support the Department's migration to common regional boundaries to improve service and efficiency.

#### **Administrative Savings (-\$1,000,000/+0 FTE)**

This is part of the larger Department of the Interior's effort to reduce Administrative costs. The Service will reduce travel and more aggressively use shared services.

#### **Central Office Operations (-\$3,370,000/-17 FTE)**

The Service will focus on consolidating administrative functions, eliminating duplication, and implementing process efficiencies across the organization.

**Activity: General Operations**  
**Subactivity: Regional Office Operations**

		2017 Actual	2018 CR Baseline	2019			Budget Request	Change from 2018 (+/-)
				Fixed Costs (+/-)	Internal Transfers (+/-)	Program Changes (+/-)		
Regional Office Operations	(\$000)	37,722	37,466	+415	0	-5,021	32,860	-4,606
	FTE	395	350	0	0	-25	325	-25

**Summary of 2019 Program Changes for Regional Office Operations**

Request Component	(\$000)	FTE
• Administrative Savings	-1,000	0
• Regional Office Operations	-4,021	-25
<b>Program Changes</b>	<b>-5,021</b>	<b>-25</b>

Regional Office Operations funding supports Regional leadership, including the Regional Director, External Affairs, and all business and administrative functions. Regional Directors (RDs) advise the Service Director and execute Service priorities across over 700 geographically diverse field offices. In addition, the RDs serve as liaisons to State, local and Tribal governments, civic and interest groups, and the public within their geographic jurisdictions.

The Service needs to run as efficiently as possible to maximize resources for on-the-ground conservation. In FY 2019, the Service plans to transform Regional Office Operations functions by consolidating administrative functions and establishing a virtually-centralized administrative operations organization overseeing mission support activities, including human resources, information technology, contracting, budget and finance support, and engineering and safety functions. Rather than duplicating offices in each region, a streamlined organizational structure will allow the Service to achieve efficiency through various economies of scale and specialization while maintaining superior customer support to Service programs. A high performing administrative workforce is critical to the Service’s ability to deliver its mission.

**Justification of 2019 Program Changes**

**Administrative Savings (-\$1,000,000/+0 FTE)**

This is part of the larger Department of the Interior’s effort to reduce Administrative costs. The Service will reduce travel and more aggressively use shared services to achieve a Service-wide reduction of at least \$5.6 million.

**Regional Office Operations (-\$4,021,000/-25 FTE)**

To achieve these savings, the Service will consolidate administrative functions such as human resources, contracting, and IT which will be nationally managed, eliminating duplication and implementing process efficiencies.

**Activity: General Operations**  
**Subactivity: Servicewide Bill Paying**

		2017 Actual	2018 CR Baseline	2019			Change from 2018 (+/-)	
				Fixed Costs (+/-)	Internal Transfers (+/-)	Program Changes (+/-)		Budget Request
Servicewide Bill	(\$000)	35,177	34,938	+163	0	+1,427	36,528	+1,590
Paying	FTE	20	18	0	0	0	18	0

**Summary of 2019 Program Changes for Regional Office Operations**

Request Component	(\$000)	FTE
• Servicewide Bill Paying	+1,427	0
<b>Program Changes</b>	<b>+1,427</b>	<b>0</b>

The Servicewide Bill Paying subactivity covers bills received by the Service for charges by the Department or other outside entities. These are fixed costs that the Service must cover.

**Justification of 2019 Program Changes**

**Servicewide Bill Paying (+1,427,000/+0 FTE)**

Funding will be used to address Working Capital Fund Centralized Bills to reduce the amount assessed from programs. Additional funding is also requested to meet the anticipated costs of unemployment compensation and worker's compensation.

**Activity: General Operations**  
**Subactivity: National Fish and Wildlife Foundation**

		2017 Actual	2018 CR Baseline	2019			Budget Request	Change from 2018 (+/-)
				Fixed Costs (+/-)	Internal Transfers (+/-)	Program Changes (+/-)		
National Fish and Wildlife Foundation	(\$000)	7,022	6,974	0	0	-1,965	5,009	-1,965
	FTE	0	0	0	0	0	0	0

**Summary of 2019 Program Changes for National Fish and Wildlife Foundation**

Request Component	(\$000)	FTE
• National Fish and Wildlife Foundation	-1,965	0
<b>Program Changes</b>	<b>-1,965</b>	<b>0</b>

The National Fish and Wildlife Foundation (NFWF) runs a competitive challenge grant program with a statutory non-Federal matching requirement of 1:1 for all federally-appropriated dollars that NFWF awards. In recent years NFWF has averaged a 3:1 match. All grantee matching funds are non-Federal funds provided in cash or as in-kind services. One hundred percent of the congressionally appropriated funds provided to NFWF by the Service is directed to on-the-ground projects and is not used to support NFWF’s administrative expenses. NFWF uses the funding to leverage additional commitments of resources from corporations, foundations, and conservation partners. The funds are invested through outcome-focused grant programs guided by conservation business plans developed in partnership with the Service. Individual projects are reviewed by diverse outside reviewers (e.g., Federal, State, non-profit, educational and private sector), NFWF, and the Service.

**Justification of 2019 Program Changes**

**National Fish and Wildlife Foundation (-1,965,000/-0 FTE)**

This reduction will allow the Service to address other priorities.

**Activity: General Operations****Subactivity: National Conservation Training Center**

		2017 Actual	2018 CR Baseline	2019			Change from 2018 (+/-)	
				Fixed Costs (+/-)	Internal Transfers (+/-)	Program Changes (+/-)		Budget Request
National Conservation Training Center	(\$000)	25,014	24,843	+145	0	-3,032	21,956	-2,887
	FTE	119	117	0	-5	-7	105	-12

**Summary of 2019 Program Changes for National Conservation Training Center**

Request Component	(\$000)	FTE
• Operations – General Program Activities	-1,459	-7
• Annual Maintenance	-1,573	0
<b>Program Changes</b>	<b>-3,032</b>	<b>-7</b>

Opened in 1997 and located on 533 acres along the Potomac River in Shepherdstown, WV, the National Conservation Training Center (NCTC) is the Service's primary training facility. In addition to training Service employees, NCTC provides training on a reimbursable basis to conservation professionals from DOI, other Federal, State, and local governments, not-for-profit conservation organizations, private landowners and the business community. In this way, NCTC programs expand their reach and impact to help Service professionals build collaborative partnerships for conservation.

NCTC will deliver approximately 200 annual onsite training sessions and provide over 1,500 on-line courses and training modules to employees. NCTC supports the FWS with approximately 1,500 inter-library loan requests and over 400,000 scientific journal searches. NCTC manages the Service's museum and archives composed of over 500,000 objects. NCTC serves as a place where the Service and our partners come together to help solve the urgent conservation challenges facing our nation.

The Service is currently working with State, Federal, and NGO partners under Secretarial Order 3356 to recruit, retain and reactivate sportsmen through the R3 initiative, which seeks to create new participants or increase participation rates of current or lapsed outdoor recreationists. The Service is using the NCTC facility and staff to grow and support the R3 collaborative effort through workshops, symposia, and training. The Service, working closely with the Association of State Fish and Wildlife Agencies, States, and other partners serves as the basis for the nationwide expansion of the R3 effort.

**Justification of 2019 Program Changes****Operations – General Program Activities (-\$1,459,000/-7 FTE)**

This reduction will allow the Service to address other priorities.

**Maintenance (-\$1,573,000/+0 FTE)**

The Service will focus on day-to-day operational maintenance and facilities upkeep at NCTC, using a lifecycle replacement protocol.



# Construction





### Appropriations Language

*For construction, improvement, acquisition, or removal of buildings and other facilities required in the conservation, management, investigation, protection, and utilization of fish and wildlife resources, and the acquisition of lands and interests therein; \$15,746,000, to remain available until expended: Provided, That of the unobligated balances available under this heading, \$2,000,000 is permanently cancelled: Provided further, That no amounts may be cancelled from amounts that were designated by the Congress as an emergency requirement pursuant to a concurrent resolution on the budget or the Balanced Budget and Emergency Deficit Control Act of 1985.*

Note.—A full-year 2018 appropriation for this account was not enacted at the time the budget was prepared; therefore, the budget assumes this account is operating under the Continuing Appropriations Act, 2018 (Division D of P.L. 115–56, as amended). The amounts included for 2018 reflect the annualized level provided by the continuing resolution.

### Justification of Language Change

**Addition** of the following wording:

*Provided further, that of the unobligated balances available under this heading from prior year appropriations, \$2,000,000 is permanently cancelled: Provided further, That no amounts may be cancelled from amounts that were designated by the Congress as an emergency requirement pursuant to a concurrent Resolution on the Budget or the Balanced Budget and Emergency Deficit Control Act of 1985.*

The budget proposes cancelling \$2,000,000 of prior year Construction unobligated balances.

### Applicable Laws, Acts, and Orders

The Service has the legal mandate and responsibility to ensure its inventory of assets, facilities, and infrastructure is safe and adequate to accomplish its conservation mission and that operations are conducted in compliance with applicable regulations. More than 19 laws, statutes, and executive orders govern what the Construction program must do with the funding it receives from Congress. Governing authorities are discussed below.

**Refuge Recreation Act** (16 U.S.C. 460k-460k-4). Authorizes development of fish and wildlife areas for recreational use, including land acquisition and facilities construction and management.

**National Wildlife Refuge System Administration Act**, as amended (16 U.S.C. 668dd-668ee). Authorizes the Secretary of the Interior to award contracts for the provision of public accommodations of the National Wildlife Refuge System.

**Migratory Bird Conservation Act** (16 U.S.C. 715-715d, 715e, 715f-715r). Provides for land acquisition, construction, maintenance, development, and administration for migratory bird reservations.

**Fish and Wildlife Act** (16 U.S.C. 742a-742f). Authorizes the development, management, advancement, conservation, and protection of fish and wildlife resources, including the acquisition and development of existing facilities.

**Comprehensive Environmental Response, Compensation, and Liability Act**, as amended (42 U.S.C. 9601-9675). Authorizes Federal agencies to conduct cleanup and/or recover costs associated with hazardous materials removal, remediation, cleanup, or containment activities from responsible parties.

**Federal Facilities Compliance Act** (42 U.S.C. 6961). Requires Federal agencies to comply with Federal, State, and local solid and hazardous waste laws in the same manner as any private party.

**Pollution Prevention Act**, (42 U.S.C. 13101, 13101 note, 13102-13109), as amended by P.L. 101-508. Requires pollution that cannot be prevented at the source to be recycled in an environmentally sound manner and disposal as a last resort.

**Earthquake Hazards Reduction Act** (42 U.S.C. 7701 -7706). Establishes an earthquake hazards reduction program.

**National Dam Safety Program Act** (33 U.S.C. 467). Provides for Federal agencies to implement the Federal Guidelines for Dam Safety, which established management practices for dam safety at all Federal agencies.

**National Energy Conservation Policy Act** (42 U.S.C. 8152-8259). Establishes an energy management program in the Federal government and directs Federal agencies to perform energy surveys and implement energy conservation opportunities to reduce consumption of nonrenewable energy resources in buildings, vehicles, equipment, and general operations.

**Energy Policy Act (EPAct)** (P.L. 109-58). Extends previous Congressional direction to Federal facility managers with even greater goals of energy efficiency improvements in existing and new facilities, mandates increased use of renewable energy sources, sustainable building design and construction, metering of all Federal buildings, and procurement of Energy Star equipment. This legislation contains energy efficiency tax credits and new ways to retain energy savings.

**Energy Independence and Security Act (EISA)** (P.L. 110-140). Intends to move the United States toward greater energy independence and security; increase production of clean renewable fuels; protect consumers; increase the efficiency of products, buildings, and vehicles; promote research on and deploy greenhouse gas capture and storage options; and improve the energy performance of the Federal Government.

**(16 U.S.C. 695k-695r)**. Provides for limitations on reduction of areas by diking or other construction in California and Oregon in the case of migratory waterfowl and other refuges, as well as other construction provisions.

**(16 U.S.C. 760-760-12)**. Provides for the construction, equipping, maintenance, and operation of several named fish hatcheries.

**(23 U.S.C. 144 and 151)**. Requires bridges on public highways and roads to be inspected.

**Executive Orders**

**Presidential Memorandum of October 4, 1979.** Directs all Federal agencies to adopt and implement the Federal Guidelines for Dam Safety as prepared by the Federal Coordinating Council for Science, Engineering, and Technology. (Secretary of the Interior Order No. 3048, implements and assigns responsibility for a Department-wide dam safety program in accordance with the President’s memorandum.)

**Executive Order 12088, Federal Compliance with Pollution Control Standards (October 13, 1978).** Requires agencies to ensure that facilities comply with applicable pollution control standards; ensure that sufficient funds for environmental compliance are requested in their budgets; and include pollution control projects in an annual pollution abatement budget plan.

**Executive Order 13693, Planning for Federal Sustainability in the Next Decade (March 19, 2015).** Expands and updates Federal environmental performance goals with a clear overarching objective of reducing greenhouse gas emissions across Federal operations and the Federal supply chain over the next decade while at the same time fostering innovation, reducing spending, and strengthening the communities in which Federal facilities operate. To improve environmental performance and Federal sustainability, priority should first be placed on reducing energy use and cost, then on finding renewable or alternative energy solutions. Implementing Instructions (June 10, 2015) provide Federal agencies with clarifying guidance for implementing Executive Order 13693.

**Executive Order 13717, Establishing a Federal Earthquake Risk Management Standard (February 2016).** Updates performance goals to strengthen the security and resilience of the Nation against earthquakes, to promote public safety, economic strength, and national security. New Implementation Guidelines (January 2017) provide Federal agencies with clarifying guidance for implementing Executive Order 13717.

<b>U.S. Fish and Wildlife Service</b> <b>Construction</b> <b>Justification of Fixed Costs and Internal Realignments</b> <i>(Dollars In Thousands)</i>		
Fixed Cost Changes and Projections	2018 Total or Change	2018 to 2019 Change
Change in Number of Paid Days This column reflects changes in pay associated with the change in the number of paid days between the CY and BY.	+0	+14
Pay Raise The change reflects the salary impact of the 1.9% pay raise for 2018 as signed by the President in February 2017. There is no pay raise for 2019 (0.0%).	+70	+19

**Appropriation: Construction**

		2017 Actual	2018 CR Baseline	2019			Change from 2018 (+/-)	
				Fixed Costs (+/-)	Internal Transfer s (+/-)	Program Changes (+/-)		Budget Request
Nationwide Engineering Services	(\$000)	7,161	7,112	+33	0	-1,724	5,421	-1,691
Dam, Bridge, and Seismic Safety	(\$000)	1,972	1,958	0	0	-726	1,232	-726
Line-Item Construction Projects	(\$000)	9,482	9,419	0	0	-326	9,093	-326
<b>Total, Construction</b>	<b>(\$000) FTE</b>	<b>18,615 44</b>	<b>18,489 43</b>	<b>+33 0</b>	<b>0 0</b>	<b>-2,776 -13</b>	<b>15,746 30</b>	<b>-2,743 -13</b>
Cancellation of Prior Year Balances	(\$000)					-2,000		
<b>Total, Current and Prior Year</b>	<b>(\$000)</b>	<b>18,615 44</b>	<b>18,489 43</b>	<b>+33 0</b>	<b>0 0</b>	<b>-4,776 -13</b>	<b>13,746 30</b>	<b>-4,743 -13</b>

**Mission**

As a steward for America's public lands, the Service's infrastructure projects help millions of visitors experience our national treasures, provide water to the West, and support American jobs. The Construction program delivers exceptional engineering design and construction, facility maintenance, and regulatory compliance to provide these benefits and deliver the Service mission to conserve, protect, and enhance fish, wildlife, and plants and their habitats for the continuing benefit of the American people. The program performs this wide range of functions for the Service's entire inventory of assets, facilities, and infrastructure that includes 566 National Wildlife Refuges, 72 National Fish Hatcheries and one historic fish hatchery, and 65 Fish and Wildlife Conservation Offices. The program accomplishes its mission in accordance with more than 19 applicable laws, statutes, and executive orders, in addition to Departmental and Service priorities.

**Program Components**

Three activities comprise the Construction appropriation:

- Nationwide Engineering Services (NES) – This activity manages the numerous construction and maintenance projects undertaken each year; protects employees, visitors, and volunteers by ensuring operations comply with safety and environmental laws and regulations; supports access to Service lands; guides energy conservation; and maintains Service facilities that are structurally and environmentally safe, require minimal resources to operate, and maximize resources efficiency.
- Dam, Bridge, and Seismic Safety – This activity supports the safety and security of the Service's dams, bridges, and buildings. This primarily is accomplished for the most critical structures through inspections, assessments, and monitoring. Much of the activities carried out in this activity are prescribed by law. Rehabilitation, repair, and mitigation contribute to recreational and other public access and are accomplished through Line-Item construction.
- Line-Item Construction – This activity contains the specific construction projects requesting funding in a given year. These projects reconstruct, repair, rehabilitate, and replace existing buildings or other structures/facilities, including dams and bridges. New buildings and structures/facilities also may be included. Funding may be used for project-specific planning, design, and construction management;

construction, demolition, site work, and land acquisition; and the purchase of associated furniture, fixtures, and equipment. Completed individual projects from Line-Item Construction with authority remaining may transfer unspent balances of less than \$1,000,000 for unforeseen reconstruction, replacement, or repair of facilities or equipment damaged or destroyed by storms, floods, fires, and similar unanticipated events.

**Appropriation: Construction**  
**Activity: Nationwide Engineering Services**

		2017 Actual	2018 CR Baseline	2019			Change from 2018 (+/-)	
				Fixed Costs (+/-)	Internal Transfers (+/-)	Program Changes (+/-)		Budget Request
Nationwide Engineering Services	(\$000)	7,161	7,112	+33	0	-1,724	5,421	-1,691
	FTE	44	43	0	0	-13	30	-13

**Summary of 2019 Program Changes for Nationwide Engineering Services**

Request Component	(\$000)	FTE
• Nationwide Engineering Services	-1,724	-13
<b>Program Changes</b>	<b>-1,724</b>	<b>-13</b>

The Nationwide Engineering Services (NES) activity supports implementation of safe construction and maintenance projects regardless of funding source, and provides guidance to comply with environmental and energy laws. The three program elements that comprise this activity are discussed below.

Core Engineering Services – Funding in this program element provides technical guidance for construction and maintenance projects throughout the Service, regardless of funding source. Engineers provide technical expertise for the entire construction life cycle for Line-Item projects, Deferred Maintenance, and Federal Highways projects, and technical assistance to the field to ensure safety and compliance with construction standards.

Environmental Compliance – This program supports resource stewardship and protects the health and safety of employees, visitors, and volunteers. On-site instruction and compliance audits help ensure safe drinking water, wastewater outflows, and proper management of hazardous waste and hazardous materials. The program provides project oversight and technical assistance for the clean-up of large-scale environmental contamination of air, water and soil pollution that may adversely affect human health and the environment. Recently completed clean-ups demonstrate the positive impact on wildlife and benefit to the local community associated with beneficial reuse of formerly contaminated areas. For example, following clean-up of a former firing range site, a fishing pond was constructed that will provide ongoing recreational opportunities for the public.

Waste Prevention, Recycling and Environmental Management Systems – This program element supports implementation of Service-wide sustainable practices to help facilities minimize energy and water use, improve efficiencies in program areas such as fleet management and pollution prevention, and adopt work practices that advance sustainable acquisition of goods and services.

**Justification of 2019 Program Changes**

**Administrative Savings (-\$150,000/+0 FTE)**

This is part of the larger Department of the Interior effort to reduce Administrative costs. The Service will reduce travel and more aggressively use shared services to achieve a Service-wide reduction of at least \$5.6 million.

**Nationwide Engineering Services (-\$1,574,000/-13 FTE)**

Funding is being reduced for engineering staff to address other Service priorities.



**Appropriation: Construction**  
**Activity: Dam, Bridge, and Seismic Safety**

		2017 Actual	2018 CR Baseline	2019				Change from 2018 (+/-)
				Fixed Costs (+/-)	Internal Transfers (+/-)	Program Changes (+/-)	Budget Request	
Dam Safety and Security	(\$000)	1,113	1,105	0	0	-410	695	-410
Bridge Safety	(\$000)	739	734	0	0	-272	462	-272
Seismic Safety	(\$000)	120	119	0	0	-44	75	-44
<b>Total, Dam, Bridge, and Seismic Safety</b>	<b>(\$000)</b>	<b>1,972</b>	<b>1,959</b>	<b>0</b>	<b>0</b>	<b>-726</b>	<b>1,232</b>	<b>-726</b>
	<b>FTE</b>	<b>0</b>	<b>0</b>	<b>0</b>	<b>0</b>	<b>0</b>	<b>0</b>	<b>0</b>

**Summary of 2019 Program Changes for Dam, Bridge, and Seismic Safety**

Request Component	(\$000)	FTE
• Dam, Bridge, and Seismic Safety	-726	0
<b>Program Changes</b>	<b>-726</b>	<b>0</b>

The Dam, Bridge, and Seismic Safety activity provides the information needed for engineers to assess the safety and security, and rehabilitation needs of the Service’s dams, bridges, and buildings. The three program elements that comprise this activity are discussed below.

Dam Safety and Security – This program element prioritizes the safety and security of 18 high hazard dams of the Service’s 300 inventory dams. Located on refuges and hatcheries for the purpose of resource or facility management, these dams provide vital benefits such as recreation, habitat, flood risk reduction, irrigation, wetland creation, water supply for hatcheries, nesting habitat for waterfowl, and fishing. Funding supports the most critical activities to ensure existing dams are maintained, identified for rehabilitation, and properly operated to protect human life, property, and the valuable natural resources on Service lands. This includes inspections required to identify deficiencies at the earliest stages to stave off more serious repairs and consequences. This also includes the development and exercise of site-specific Emergency Action Plans for the detection and mitigation of conditions that may cause dam failures, and communication protocols for notifying and evacuating downstream populations. Consistent with practice from past years, unobligated funds for dam safety projects may be used to address ongoing Dam Safety and Security needs or used for emergency construction projects.

Bridge Safety – This funding supports work towards the safety and integrity of the Service’s approximately 700 bridges through the application of technically current design guidelines and a comprehensive inspection, appraisal, and inventory program. Bridge inspections are conducted at time intervals required by statute. During bridge inspections, Service staff determine and verify safe load-carrying capacity; identify and recommend mitigation of unsafe conditions; and identify maintenance, rehabilitation, or reconstruction needs. Similar to dam safety projects, funding for bridge safety projects is requested as part of the Line-Item Construction activity. During FY 2019, the Bridge Safety Program will pursue completion of bridge inspections required by law, prioritized in consideration of public access and severity of current condition.

Seismic Safety – This program element funds planning and analysis of the seismic safety of the Service’s approximately 6,500 buildings. The work fulfills the requirements of Executive Order 13717 (Establishing a Federal Earthquake Risk Management Standard, February 2016) and allows the Service to

identify buildings that present a substantial risk to the safety of Service personnel, volunteers, and visitors in the event of a significant earthquake. Program staff screens Service-owned buildings to identify those that are *exceptionally high risk* (EHR) and consequently need to undergo a rigorous engineering analysis. Engineering analysis and mitigation projects are funded via the Line-Item Construction activity.

### **Justification of 2019 Program Changes**

---

#### **Dam, Bridge, and Seismic Safety (-\$726,000/+0 FTE)**

Dam Safety and Security Program will prioritize the inspection of high hazard dams according to the risk-based criteria and development and exercising of Emergency Action Plans (EAPs) for dams that threaten downstream populations, as required by Federal law. The Bridge Safety Program will prioritize inspections for publically accessible bridges in the most serious condition.

**Appropriation: Construction**  
**Activity: Line-Item Construction**

		2017 Actual	2018 CR Baseline	2019			Change from 2018 (+/-)	
				Fixed Costs (+/-)	Internal Transfers (+/-)	Program Changes (+/-)		Budget Request
Line-Item (\$000)		9,482	9,419	0	0	-326	9,093	-326
Construction FTE		0	0	0	0	0	0	0

**Summary of 2019 Program Changes for Line-Item Construction**

Request Component	(\$000)	FTE
• Line-Item Construction	-326	0
<b>Program Changes</b>	<b>-326</b>	<b>0</b>

A list of the proposed Line-Item projects for FY 2019 is provided below. A Project Data Sheet (PDS) for each project is provided that includes key information about the purpose, justification, cost, and schedule. Additionally, after the individual PDS's, a Summary PDS for FYs 2019-2023 presents the Service's five-year construction plan and shows funding directed to the most critical needs (i.e., health, safety, natural resource, and access). The Service selects and ranks projects in accordance with Department of the Interior and Service guidance and priorities. Completed individual projects from Line-Item Construction with authority remaining may transfer unspent balances of less than \$1,000,000 for unforeseen reconstruction, replacement, or repair of facilities or equipment damaged or destroyed by storms, floods, fires, and similar unanticipated events.

**Justification of 2019 Program Changes**

**Line-Item Construction (-\$326,000/+0 FTE)**

In FY 2019, Line-Item Construction focuses on the highest priority projects to ensure safety of Service employees, visitors, and the surrounding communities, and support access. These projects prevent assets from deteriorating and increasing the maintenance backlog.

2019 Construction Project Listing by Program					
DOI Rank Score	Region	Station	State	Project Title/Description	Request (\$000)
<b>National Wildlife Refuge System (NWRS)</b>					
90	Midwest	Crab Orchard NWR	IL	Dam Safety Program – Repair Concrete at Three Dams – Phase IV of IV	1,000
90	Alaska	Alaska Maritime NWR	AK	Rehabilitate Tiglax Ocean Vessel [cc]	2,675
70	Southwest	Valle de Oro NWR	NM	Construct Refuge Habitat and Public Use Facilities Phase III of IV	1,000
70	Pacific	Midway Atoll NWR	MQ	Remove Debris and Hazardous Waste Removal Phase I of IV	800
56	Alaska	Yukon Delta NWR	AK	Remediate and Demolish Bureau of Indian Affairs Infrastructure Phase I of III	400
<b>Subtotal, NWRS</b>					<b>5,875</b>

2019 Construction Project Listing by Program					
DOI Rank Score	Region	Station	State	Project Title/Description	Request (\$000)
<b>National Fish Hatchery System (NFHS)</b>					
70	Midwest	Pendills Creek NFH	MI	Replace 18" Water Supply Pipeline	700
70	Southwest	San Marcos Aquatic Resources Center	TX	Install Water Reuse System	1,608
70	Southwest	Alchesay NFH	AZ	Design Effluent Treatment System [p/d]	150
40	Midwest	Sullivan Creek NFH	MI	Demolish Residence	60
<b>Subtotal, NFHS</b>					<b>2,518</b>
<b>Other</b>					
70	Headquarters	Branch of Dam Safety	N/A	Dam Safety Program - Evaluations of Newly Acquired Dams - Phase III of V	250
70	Headquarters	Branch of Dam Safety	N/A	Nationwide Seismic Safety Investigations	200
70	Headquarters	Information Resources & Technology Management	N/A	Nationwide Radio Site Safety Investigations Phase II of V	250
<b>Subtotal, Other</b>					<b>700</b>
<b>TOTAL, CONSTRUCTION PROJECTS</b>					<b>9,093</b>

Notes: p = planning, d = design, ic = initiate construction, cc = complete construction



*Research Vessel Tiglax spends the summer months with biologists managing and monitoring the vast reaches of the Alaska Maritime National Wildlife Refuge, covering almost 5,000 miles of coast. In 2018, the Tiglax will sail to Seattle for rehabilitation. Credit: USFWS*

*U.S. Fish and Wildlife Service*  
**Project Data Sheet**

Total Project Score/Ranking:	90
Planned Funding FY:	2019
Funding Source:	Construction

**Project Identification**

<b>Project Title:</b> Dam Safety Program - Repair Concrete at Three Dams - Phase IV of IV			
<b>Project Number:</b> 2014242163	<b>Unit/Facility Name:</b> Crab Orchard National Wildlife Refuge		
<b>Region/Area/District:</b> Midwest	<b>Congressional District:</b> 12	<b>State:</b> IL	

**Project Justification**

DOI Asset Code	FRPP Unique Id #	API:	FCI-Before:	FCI-Projected:
40162000	10013507	100	0.01	0.00

**Project Description:**  
 Repair the three high hazard dams at Crab Orchard National Wildlife Refuge: Crab Orchard Dam (10013507, built in 1939), Little Grassy Dam (10013508, built in 1951), and Devils Kitchen Dam (10013509, built in 1959). The 2015 Safety Evaluation of Existing Dams (SEED) report found that the concrete features of the spillways, training walls, and non-overflow sections, etc., of these dams have deteriorated and have an increased risk of potential dam failures. Concrete coring and laboratory testing completed in earlier phases revealed that more extensive repairs are required than previously anticipated. This Phase provides for these more extensive repairs.

**Scope of Benefits (SB):**  
 The conditions of the spillways, training walls, and non-overflow sections of the dams have deteriorated, increasing the risk of potential dam failures. The repairs are needed to prevent further deterioration and adverse impacts to the operation of the dams.

**Investment Strategy (IS):**  
 Project will significantly reduce annual O&M costs for 3 dams. It is also a necessary investment that provides major net savings when including the potential loss of valuable resources, costs of dam failure, and repairs that are more expensive if this proposed work is delayed.

**Consequences of Failure to Act (CFA):**  
 Over 12,000 people in the local community around the dams are at risk from dam failure flooding because the dams are deteriorated and need repair. The dam also provides significant downstream flood control benefits.

**Ranking Categories:** Scores should be equal to the scores on the Project Scoring Sheet (Exhibit 1A)

FCI/API (40%)	API	<u>100</u>	FCI	<u>1.00</u>	Score = (.40 x <u>75</u> ) =	<u>30</u>
SB (20%)	Actual FCI		<u>0.01</u>	Score = (.20 x <u>100</u> ) =	<u>20</u>	
IS (20%)			Score = (.20 x <u>100</u> ) =	<u>20</u>		
CFA (20%)			Score = (.20 x <u>100</u> ) =	<u>20</u>		

Combined ranking factors = (.40 x API/FCI score) + (.20 x SB score) + (.20 x IS score) + (.20 x CFA score)

<b>Capital Asset Planning</b> Exhibit 300 Analysis Required:	No	<b>Total Project Score:</b>	<u>90</u>
VE Study: Scheduled	Completed		

**Project Costs and Status**

<b>Project Cost Estimate (this PDS):</b>			<b>Project Funding History: (entire project)</b>	
	\$	%		\$
Deferred Maintenance Work:	\$ 1,000,000	100%	Appropriated to Date:	\$ 1,300,000
Capital Improvement Work:	\$ -	0%	Requested in FY 19 Budget:	\$ 1,000,000
Total:	\$ 1,000,000	100%	Future Funding to Complete Project:	\$ -
<b>Class of Estimate:</b> B			<b>Planning and Design Funds: \$'s</b>	
Estimate Escalated to FY:	19		Planning Funds Received in FY	<u>17</u> \$ 400,000
			Design Funds Received in FY	\$ -
<b>Dates:</b>	<b>Sch'd</b>	<b>Actual</b>	<b>Project Data Sheet</b>	<b>DOI Approved:</b>
Construction Award/Start:	<u>1/19</u>		Prepared/Last Updated:	Yes
Project Complete:	<u>4/21</u>		<u>1/18</u>	

**Annual Operations & Maintenance Costs \$**

Current:	\$ 8,143	Projected:	\$ 8,143	Net Change:	\$ -
----------	----------	------------	----------	-------------	------

*U.S. Fish and Wildlife Service*  
**Project Data Sheet**

Total Project Score/Ranking:	90
Planned Funding FY:	2019
Funding Source:	Construction

**Project Identification**

<b>Project Title:</b>	Rehabilitate Tiglax Ocean Vessel [cc]		
<b>Project Number:</b>	2017293635	<b>Unit/Facility Name:</b>	Alaska Maritime National Wildlife Refuge
<b>Region/Area/District:</b>	Alaska	<b>Congressional District:</b>	AL
		<b>State:</b>	AK

**Project Justification**

DOI Asset Code	FRPP Unique Id #	API	FCI-Before:	FCI-Projected:
	74501	100	0.00	0.00

**Project Description:**

Rehabilitate the 120-foot research vessel "Tiglax"(pronounced TEKH-lah). The Tiglax launched in 1987 and has sailed over 500,000 nautical miles in her 30-year life span in sea conditions. The ship is the primary means the Alaska Maritime National Wildlife Refuge manages and monitors the vast reaches of Alaska's Aleutian and other islands covering almost 5,000 miles of Alaska's coast. The ship has reached its useful life of 30 years and should be replaced but under the current fiscal budget, it is not economically feasible to replace the ship at an estimated cost range of \$50 to 60 million; therefore, a major overhaul is required. This project will be conducted in three phases. Phase I, initiated in FY 16 with partner funding, cost \$75,000 and consists of a licensed marine-engineer identifying optimal solutions and preparing construction drawings for replacing major systems such as engines, generators, and pumps, as well as investigating hull modifications which will improve ship efficiency and functions. This phase will produce the engineering report used to determine the Statement of Work for Phase II. Phase II in FY 18 will complete design and initial reconstruction, and Phase III in FY 19 will complete the rehabilitation. The overhaul includes replacement of worn propulsion systems including the engines, bearings, shafts, gears, and propellers, refrigeration, heating, plumbing, fire control, electrical navigation systems, ballast tank replacement, and overhauling the crane.

**Scope of Benefits (SB):**

The Alaska National Interest Lands Conservation Act of 1980 established the refuge purposes including seabird monitoring, international marine research, and fulfilling International Treaties such as the Migratory Bird Treaty Act of 1918. The ship has been the primary tool in satisfying these legal requirements by implementing a sophisticated seabird monitoring program, conducting research, and eradicating invasive species, such as non-native foxes from islands containing nesting bird species protected by international law.

**Investment Strategy (IS):**

This project leveraged significant non-DOI resources using \$75,000 of no-year, reimbursable shipyard funds to conduct Phase I of the project. The typical operating costs average \$300,000-\$350,000 per year. The higher efficiency modern engines, generators, and modern electronics will cost less to maintain and perform better for the environment. Chartering private vessels to conduct comparable work would cost the USFWS an estimated \$2 million per year.

**Consequences of Failure to Act (CFA):**

Critical life-safety systems on this vessel are beyond life expectancy and need to be replaced or rehabilitated to ensure the safety of the crew and research passengers. These life safety systems include the fire control module and ballast tanks. The environmentally sound mechanical systems being installed during this project will ensure the marine ecosystem is not harmed by this vessel.

**Ranking Categories:** Scores should be equal to the scores on the Project Scoring Sheet (Exhibit 1A)

FCI/API (40%)	API	100	FCI	0.00	Score =(.40 x 75 )=	30
SB (20%)			Actual FCI	0	Score =(.20 x 100 )=	20
IS (20%)					Score =(.20 x 100 )=	20
CFA (20%)					Score =(.20 x 100 )=	20
Combined ranking factors = (.40 x API/FCI score) + (.20 x SB score) + (.20 x IS score) + (.20 x CFA score)						

<b>Capital Asset Planning</b>	Exhibit 300 Analysis Required:	No	<b>Total Project Score:</b>	90
VE Study: Scheduled	Completed			

**Project Costs and Status**

<b>Project Cost Estimate (this PDS):</b>			<b>Project Funding History:</b> (entire project)		
	\$	%		\$	
Deferred Maintenance Work:	\$ 2,675,000	100%	Appropriated to Date:	\$ 2,235,000	
Capital Improvement Work:	\$ -	0%	Requested in FY 19 Budget:	\$ 2,675,000	
			Future Funding to Complete Project:	\$ -	
<b>Total:</b>	<b>\$ 2,675,000</b>	<b>100%</b>	<b>Total:</b>	<b>\$ 4,910,000</b>	
<b>Class of Estimate:</b> B			<b>Planning and Design Funds: \$'s</b>		
Estimate Escalated to FY:	19		Planning Funds Received in FY	\$ -	
			Design Funds Received in FY	\$ -	
<b>Dates:</b>	<b>Sch'd</b>	<b>Actual</b>	<b>Project Data Sheet</b>	<b>DOI Approved:</b>	
Construction Award/Start:	1/19		Prepared/Last Updated:	Yes	
Project Complete:	4/21		01/18		

**Annual Operations & Maintenance Costs \$**

Current:	\$ -	Projected:	\$ -	Net Change:	\$ -
----------	------	------------	------	-------------	------

**U.S. Fish and Wildlife Service  
Project Data Sheet**

Total Project Score/Ranking:	70
Planned Funding FY:	2019
Funding Source:	Construction

**Project Identification**

<b>Project Title:</b>	Construct Refuge Habitat Management Facilities and Public Waterways Phase III of IV		
<b>Project Number:</b>	2016278808	<b>Unit/Facility Name:</b>	Valle de Oro National Wildlife Refuge
<b>Region/Area/District:</b>	Southwest	<b>Congressional District:</b>	01
		<b>State:</b>	NM

**Project Justification**

DOI Asset Code	FRPP Unique Id #	API	FCI-Before:	FCI-Projected:
	22525	100	0.00	0.00

**Project Description:**  
Plant wetland vegetation in five wetland units and associated riparian habitat that total 141.52 acres. The land has already been purchased. Project will strip, excavate, haul, and fill levees on all five units; add community-operated waterways known as acequias on Units 1 and 2; and construct six irrigation structures, 10 water control structures, and two solar wells. The National Fish and Wildlife Foundation has provided funding to WildEarth Guardians (\$50,000) for vegetation in Unit 5. This Phase will design and begin to construct wetlands Units 1, 2, and 5, small pond 1, associated levees and water control structures, and wells. Phase IV will construct wetlands Units 3 and 4, and small pond 2 and associated levees and water control structures, wells, and acequias.

**Scope of Benefits (SB):**  
Construction of 141.52 acres of five wetland units with associated riparian habitat for the new Valle de Oro urban National Wildlife Refuge demonstrates a contribution to established goals and objectives of the USFWS. The urban refuge attracts wildlife, especially ground nesting birds, grassland species, geese, cranes (in winter) and various wading birds in ditches and fields during irrigation. The restoration of native habitats with creation of wetlands will create rich opportunities for diverse wildlife viewing. The refuge is located in the South Valley of Albuquerque, New Mexico, within 90 minutes of 70% of the population of New Mexico. It provides easy access and key outdoor recreation opportunities to more than 150,000 students.

**Investment Strategy (IS):**  
Project will leverage \$12.5 million in non-DOI resources from a Federal Lands Access Program project to improve access to the refuge. It will also leverage non-DOI resources in National Fish and Wildlife Foundation funding to WildEarth Guardians (\$50,000) for vegetation in Unit 5. Project will increase annual O&M costs by constructing concrete acequias (community-operated waterways), as well as six irrigation structures, 10 water control structures, and two solar wells.

**Consequences of Failure to Act (CFA):**  
If the project is not funded, this recently established National Wildlife Refuge will not have five wetland units to support the National Wildlife Refuge goals and objectives to administer the land and water for conservation, management, and restoration of fish, wildlife, and plant resources and their habitat. Without the wetlands, the wildlife populations that would use it would decline and the land would remain farmland with less quality habitat and less opportunity for public education and wildlife viewing.

**Ranking Categories:** Scores should be equal to the scores on the Project Scoring Sheet (Exhibit 1A)

FCI/API (40%)	API	100	FCI	0.00	Score = (.40 x 75) =	30
SB (20%)	Actual FCI		0.00	Score = (.20 x 100) =	20	
IS (20%)				Score = (.20 x 50) =	10	
CFA (20%)				Score = (.20 x 50) =	10	

Combined ranking factors = (.40 x API/FCI score) + (.20 x SB score) + (.20 x IS score) + (.20 x CFA score)

<b>Capital Asset Planning</b>	Exhibit 300 Analysis Required:	Yes	<b>Total Project Score:</b>	70
VE Study:	Scheduled	Completed		

**Project Costs and Status**

<b>Project Cost Estimate (this PDS):</b>			<b>Project Funding History:</b> (entire project)		
	\$	%		\$	
Deferred Maintenance Work:	\$ -	0%	Appropriated to Date:	\$ 6,521,000	
Capital Improvement Work:	\$ 1,000,000	100%	Requested in FY 19 Budget:	\$ 1,000,000	
Total:	\$ 1,000,000	100%	Future Funding to Complete Project:	\$ 1,700,000	
			Total:	\$ 9,221,000	
<b>Class of Estimate:</b>			<b>Planning and Design Funds: \$'s</b>		
B					
Estimate Escalated to FY:	19		Planning Funds Received in FY	\$ -	
			Design Funds Received in FY	\$ -	
<b>Dates:</b>		<b>Sch'd</b>	<b>Actual</b>	<b>Project Data Sheet</b>	<b>DOI Approved:</b>
Construction Award/Start:		1/19		Prepared/Last Updated:	Yes
Project Complete:		4/21		01/18	

**Annual Operations & Maintenance Costs \$**

Current:	\$ -	Projected:	\$ 1,000	Net Change:	\$ 1,000
----------	------	------------	----------	-------------	----------

**U.S. Fish and Wildlife Service  
Project Data Sheet**

Total Project Score/Ranking:	70
Planned Funding FY:	2019
Funding Source:	Construction

**Project Identification**

<b>Project Title:</b>	Replace 18" Water Supply Pipeline		
<b>Project Number:</b>	2013227101	<b>Unit/Facility Name:</b>	Pendills Creek National Fish Hatchery
<b>Region/Area/District:</b>	Midwest	<b>Congressional District:</b>	01
		<b>State:</b>	MI

**Project Justification**

DOI Asset Code	FRPP Unique Id #	API:	FCI-Before:	FCI-Projected:
40161100	10010297	100	0.26	0.00

**Project Description:**

This pipeline provides a critically needed source of culture water for the one million lake trout yearlings and 200,000 fish stocked into Lake Michigan and Lake Huron each year. According to the FY 2010 Comprehensive Condition Assessment, this 18" corrugated metal pipeline is leaking significantly and is badly corroded. It is located under the bridge between Pendills Creek and Vidian Creek structures. The deteriorated condition of this asset is consistent with its previously identified DM work order to have it replaced.

**Scope of Benefits (SB):**

The primary mission of the facility is to rear lake trout as part of Great Lakes Restoration. Pendills Creek National Fish Hatchery has produced lake trout for stocking into the Great Lakes since 1951. Lake trout restoration is coordinated by the Great Lakes Fishery Commission (est. 1955) with key support from the Service and other federal, provincial, state, and tribal natural resource agencies. Plans that guide the station mission include: A Guide for the Rehabilitation of Lake Trout in Lake Michigan; A Lake Trout Rehabilitation Guide for Lake Huron, 1998; A Lake Trout Restoration Plan for Lake Michigan, 2005-2020 (draft in review); A Lakewide Plan for Lake Trout Restoration in Lake Michigan; Fish Community Objectives for Lake Huron; Fish Community Objectives for Lake Michigan; Joint Strategic Plan for the Management of Great Lakes Fisheries; and Lake Michigan Integrated Fisheries Management Plan 2003-2013.

**Investment Strategy (IS):**

Maintenance costs will be reduced since all woody vegetation will be removed during project construction and the only maintenance required will be mowing the grounds above the pipeline. The size of the pipe will be increased to 24" to accommodate a need for additional water.

**Consequences of Failure to Act (CFA):**

This pipeline provides a critically needed source of culture water for Pendills Creek National Fish Hatchery. A disruption from this water supply could seriously impact the culture of up to one million lake trout yearlings for spring stocking into Lake Michigan and Lake Huron each year along with the fall stocking of 200,000 fish. Loss of lake trout production at this facility will prevent the Service from meeting obligations in the "United States vs Michigan 2000 Consent Decree."

**Ranking Categories:** Scores should be equal to the scores on the Project Scoring Sheet (Exhibit 1A)

FCI/API (40%)	API	<u>100</u>	FCI	<u>1.00</u>	Score = (.40 x	<u>100</u> ) =	<u>40</u>
SB (20%)			Actual FCI	<u>0.26</u>	Score = (.20 x	<u>100</u> ) =	<u>20</u>
IS (20%)					Score = (.20 x	<u>0</u> ) =	<u>0</u>
CFA (20%)					Score = (.20 x	<u>50</u> ) =	<u>10</u>

Combined ranking factors = (.40 x API/FCI score) + (.20 x SB score) + (.20 x IS score) + (.20 x CFA score)

<b>Capital Asset Planning</b> Exhibit 300 Analysis Required:	NO	<b>Total Project Score:</b>	<u>70</u>
VE Study: Scheduled	Completed		

**Project Costs and Status**

<b>Project Cost Estimate (this PDS):</b>			<b>Project Funding History:</b> (entire project)	
	\$	%		\$
Deferred Maintenance Work:	\$ 436,000	62%	Appropriated to Date:	\$ -
Capital Improvement Work:	\$ 264,000	38%	Requested in FY 19 Budget:	\$ 700,000
Total:	\$ 700,000	100%	Future Funding to Complete Project:	\$ -
			Total:	\$ 700,000
<b>Class of Estimate:</b>			<b>Planning and Design Funds: \$'s</b>	
Estimate Escalated to FY:	191	C	Planning Funds Received in FY	\$ -
			Design Funds Received in FY	\$ -
<b>Dates:</b>	<b>Sch'd</b>	<b>Actual</b>	<b>Project Data Sheet</b>	<b>DOI Approved:</b>
Construction Award/Start:	<u>1/19</u>		Prepared/Last Updated:	Yes
Project Complete:	<u>4/21</u>		01/18	

**Annual Operations & Maintenance Costs \$**

Current:	\$ 14	Projected:	\$ 5	Net Change:	\$ (9)
----------	-------	------------	------	-------------	--------



*U.S. Fish and Wildlife Service*  
**Project Data Sheet**

Total Project Score/Ranking:	70
Planned Funding FY:	2019
Funding Source:	Construction

**Project Identification**

<b>Project Title:</b>	Dam Safety Program - Evaluations of Newly Acquired Dams - Phase III of V		
<b>Project Number:</b>	2012213886	<b>Unit/Facility Name:</b>	Branch of Dam Safety
<b>Region/Area/District:</b>	Headquarters	<b>Congressional District:</b>	* State: *

**Project Justification**

DOI Asset Code	FRPP Unique Id #	API:	FCI-Before:	FCI-Projected:
	98510	100	0.00	0.00

**Project Description:**  
 The Service Dam Inventory is growing as more dams are identified through field investigations at Service facilities and cross checks with the real property inventory. Many of these dams have not been evaluated for hazard classification potential, dam failure consequences, or compliance with USFWS dam safety standards. This project will provide needed funding to address emerging safety requirements for high hazard dams as well as engineering evaluations of dams added to the Service inventory in order to identify any unsafe structures and to assess the hazard classification potential, structural deficiencies, and response to potential dam failure modes. This information will enable the Service Division of Engineering to categorize the new dams, prioritize additional remedial actions, prepare Emergency Action Plans and Standing Operating Procedures and estimate future funding needs for operation and maintenance and inspections.

**Scope of Benefits (SB):**  
 This project provides required evaluations and risk analyses of dams added to the inventory to identify any unsafe structures and to satisfy emerging safety requirements of high hazard dams, assess the hazard classification potential, structural deficiencies, and response to potential dam failure modes. This information will be used to categorize the new dam, prioritize and complete remedial actions, prepare emergency action plans and standard operating procedures, and estimate future needs for operation and maintenance and inspections.

**Investment Strategy (IS):**  
 This project is a necessary investment that provides net savings when including the potential loss of valuable resources, costs of dam failures, and repairs that are more expensive if work is delayed.

**Consequences of Failure to Act (CFA):**  
 People in local communities are at risk when dams deteriorate and repair. Dams also provide significant downstream flood control benefits.

**Ranking Categories:** Scores should be equal to the scores on the Project Scoring Sheet (Exhibit 1A)

FCI/API (40%)	API	<u>100</u>	FCI	<u>0.00</u>	Score = (.40 x <u>75</u> ) =	<u>30</u>
SB (20%)			Actual FCI	<u>0.00</u>	Score = (.20 x <u>100</u> ) =	<u>20</u>
IS (20%)					Score = (.20 x <u>0</u> ) =	<u>0</u>
CFA (20%)					Score = (.20 x <u>100</u> ) =	<u>20</u>

Combined ranking factors = (.40 x API/FCI score) + (.20 x SB score) + (.20 x IS score) + (.20 x CFA score)

<b>Capital Asset Planning</b>	Exhibit 300 Analysis Required:	No	<b>Total Project Score:</b>	<u>70</u>
VE Study:	Scheduled	Completed		

**Project Costs and Status**

<b>Project Cost Estimate (this PDS):</b>			<b>Project Funding History:</b> (entire project)	
	\$	%		\$
Deferred Maintenance Work:	\$ 250,000	100%	Appropriated to Date:	\$ 500,000
Capital Improvement Work:	\$ -	0%	Requested in FY 19 Budget:	\$ 250,000
Total:	\$ 250,000	100%	Future Funding to Complete Project:	\$ 500,000
			Total:	\$ 1,250,000
<b>Class of Estimate:</b>			<b>Planning and Design Funds: \$'s</b>	
Estimate Escalated to FY:	19	C	Planning Funds Received in FY	\$ -
			Design Funds Received in FY	\$ -
<b>Dates:</b>	<b>Sch'd</b>	<b>Actual</b>	<b>Project Data Sheet</b>	<b>DOI Approved:</b>
Construction Award/Start:	<u>1/19</u>		Prepared/Last Updated:	Yes
Project Complete:	<u>4/21</u>		01/18	

**Annual Operations & Maintenance Costs \$**

Current:	\$ -	Projected:	\$ -	Net Change:	\$ -
----------	------	------------	------	-------------	------

*U.S. Fish and Wildlife Service*  
**Project Data Sheet**

Total Project Score/Ranking:	70
Planned Funding FY:	2019
Funding Source:	Construction

**Project Identification**

<b>Project Title:</b>	Nationwide Seismic Safety Investigations		
<b>Project Number:</b>	2017293672	<b>Unit/Facility Name:</b>	Branch of Dam Safety
<b>Region/Area/District:</b>	Headquarters	<b>Congressional District:</b>	* State: *

**Project Justification**

DOI Asset Code	FRPP Unique Id #	API:	FCI-Before:	FCI-Projected:
	98510	100	0.00	0.00

**Project Description:**  
 These funds will be used to perform seismic engineering evaluations of select Service buildings. Preliminary screening level assessments have identified over 50 Service buildings as having significant seismic risks of collapse. More detailed investigations, beyond the screening level, are necessary, and the engineering evaluations are the next required analysis to confirm the seismic hazard and to propose potential mitigation options based on the analysis. The engineering evaluations may also provide technical evidence, not available through the simplified screening process that the seismic risk is low and no mitigation efforts are required.

**Scope of Benefits (SB):**  
 This project supports necessary efforts to identify buildings that are at risk of collapse due to an earthquake, and identify mitigation options and preliminary cost estimates to reduce the risk. The project supports Department Mission Area #6 -- Modernizing Our Organization and Infrastructure for the Next 100 Years; Goal #3 -- Prioritize DOI infrastructure needs and reduce deferred maintenance backlog; Strategy #1 -- Maintain critical DOI infrastructure and facilities to ensure effective operations and service delivery.

**Investment Strategy (IS):**  
 The project will evaluate risk from earthquakes and identify retrofit strategies that will result in earthquake-resistant buildings that withstand small earthquakes with reduced damage.

**Consequences of Failure to Act (CFA):**  
 The Service buildings to be evaluated under this project have been identified as having an unacceptably high possibility of collapse in the event of an earthquake; any such collapse would clearly endanger the life and health of Service employees and visitors.

**Ranking Categories:** Scores should be equal to the scores on the Project Scoring Sheet (Exhibit 1A)

FCI/API (40%)	API	100	FCI	0.00	Score = (.40 x 75) =	30
SB (20%)	Actual FCI		0.00	Score = (.20 x 100) =	20	
IS (20%)				Score = (.20 x 0) =	0	
CFA (20%)				Score = (.20 x 100) =	20	

Combined ranking factors = (.40 x API/FCI score) + (.20 x SB score) + (.20 x IS score) + (.20 x CFA score)

<b>Capital Asset Planning</b> Exhibit 300 Analysis Required:	No	<b>Total Project Score:</b>	70
VE Study: Scheduled	Completed		

**Project Costs and Status**

<b>Project Cost Estimate (this PDS):</b>			<b>Project Funding History: (entire project)</b>		
	\$	%		\$	
Deferred Maintenance Work:	\$ 200,000	100%	Appropriated to Date:	\$ 1,075,000	
Capital Improvement Work:	\$ -	0%	Requested in FY 19 Budget:	\$ 200,000	
Total:	\$ 200,000	100%	Future Funding to Complete Project:	\$ -	
			Total:	\$ 1,275,000	
<b>Class of Estimate:</b>			<b>Planning and Design Funds: \$'s</b>		
Estimate Escalated to FY:	19	C	Planning Funds Received in FY	\$ -	
			Design Funds Received in FY	\$ -	
<b>Dates:</b>	<b>Sch'd</b>	<b>Actual</b>	<b>Project Data Sheet</b>	<b>DOI Approved:</b>	
Construction Award/Start:	1/19		Prepared/Last Updated:	Yes	
Project Complete:	4/21		01/18		

**Annual Operations & Maintenance Costs \$**

Current:	\$ -	Projected:	\$ -	Net Change:	\$ -
----------	------	------------	------	-------------	------

*U.S. Fish and Wildlife Service*  
**Project Data Sheet**

Total Project Score/Ranking:	70
Planned Funding FY:	2019
Funding Source:	Construction

**Project Identification**

<b>Project Title:</b>	Install Water Reuse System		
<b>Project Number:</b>	2007731871	<b>Unit/Facility Name:</b>	San Marcos Aquatic Resource Center
<b>Region/Area/District:</b>	Southwest	<b>Congressional District:</b>	21
		<b>State:</b>	TX

**Project Justification**

DOI Asset Code	FRPP Unique Id #	API:	FCI-Before:	FCI-Projected:
40710300	10051468	100	0.00	0.00

**Project Description:**

San Marcos Aquatic Resource Center received a Biological Opinion on use of the Edwards Aquifer Water. The opinion requires a reduction of pumping the aquifer water by means of a water reuse system. The San Marcos National Fish Hatchery and Technology Center (NFHTC) water reuse system is incomplete. Design delays, construction delays, and material cost increases resulted in the project cost exceeding funds allocated for the project. Water distribution lines, drain lines, most pumps, and buildings were constructed, but funds were not sufficient to purchase and install reuse water chillers, heat exchangers, sterilization equipment, an air stripper tower, carbon dioxide equipment, associated monitoring and control equipment, and a backup generator. Also, a rework of the effluent chlorination system is needed to allow for adequate chlorine retention time. San Marcos NFHTC provides refugia and conducts research on the following threatened and endangered species: Fountain darter, Devils River minnow, San Marcos salamander, Comal Springs salamander, Texas blind salamander, Barton Springs salamander, Comal Springs riffle beetle, and Texas wild-rice.

**Scope of Benefits (SB):**

Propagation and research on endangered cave and creek dwelling fish, arthropods, and plants are made possible with this new water reuse system.

**Investment Strategy (IS):**

The completed water reuse system will result in an overall decreased O&M cost for water treatment for fish culture and research.

**Consequences of Failure to Act (CFA):**

The Biological Opinion on the use of Edwards Aquifer Water requires San Marcos Aquatic Resource Center to reduce pumping the aquifer water by means of a water reuse system thereby allowing for full recovery fish production.

**Ranking Categories:** Scores should be equal to the scores on the Project Scoring Sheet (Exhibit 1A)

FCI/API (40%)	API	<u>100</u>	FCI	<u>0.00</u>	Score = (.40 x <u>75</u> ) =	<u>30</u>
SB (20%)			Actual FCI	<u>0.00</u>	Score = (.20 x <u>100</u> ) =	<u>20</u>
IS (20%)					Score = (.20 x <u>50</u> ) =	<u>10</u>
CFA (20%)					Score = (.20 x <u>50</u> ) =	<u>10</u>

Combined ranking factors = (.40 x API/FCI score) + (.20 x SB score) + (.20 x IS score) + (.20 x CFA score)

<b>Capital Asset Planning</b>	Exhibit 300 Analysis Required:	No	<b>Total Project Score:</b>	<u>70</u>
VE Study:	Scheduled	Completed		

**Project Costs and Status**

<b>Project Cost Estimate (this PDS):</b>			<b>Project Funding History:</b> (entire project)	
	\$	%	Appropriated to Date:	\$
Deferred Maintenance Work:	\$ 1,608,000	100%	Requested in FY 19 Budget:	\$ 1,608,000
Capital Improvement Work:	\$ -	0%	Future Funding to Complete Project:	\$ -
<b>Total:</b>	<b>\$ 1,608,000</b>	<b>100%</b>	<b>Total:</b>	<b>\$ 1,608,000</b>
<b>Class of Estimate:</b>			<b>Planning and Design Funds: \$'s</b>	
Estimate Escalated to FY:	19	C	Planning Funds Received in FY	\$ -
			Design Funds Received in FY	\$ -
<b>Dates:</b>	<b>Sch'd</b>	<b>Actual</b>	<b>Project Data Sheet</b>	<b>DOI Approved:</b>
Construction Award/Start:	<u>1/19</u>		Prepared/Last Updated:	Yes
Project Complete:	<u>4/21</u>		01/18	

**Annual Operations & Maintenance Costs \$**

Current:	\$ 23,666	Projected:	\$ 16,161	Net Change:	\$ (7,505)
----------	-----------	------------	-----------	-------------	------------

*U.S. Fish and Wildlife Service*  
**Project Data Sheet**

Total Project Score/Ranking:	70
Planned Funding FY:	2019
Funding Source:	Construction

**Project Identification**

<b>Project Title:</b>	Remove Debris and Hazardous Waste Phase I of IV		
<b>Project Number:</b>	2012215448	<b>Unit/Facility Name:</b>	Midway Atoll National Wildlife Refuge
<b>Region/Area/District:</b>	Pacific	<b>Congressional District:</b>	<b>State:</b> MQ

**Project Justification**

DOI Asset Code	FRPP Unique Id #	API:	FCI-Before:	FCI-Projected:
	12520	100	0.00	0.00

**Project Description:**

Every year hundreds of thousands of pounds of trash wash up on the shores of the Hawaiian islands and remote atolls in the Pacific Ocean, posing a lethal hazard for wildlife. Critically endangered Hawaiian monk seals, Laysan ducks, and Stellar's (or short-tailed) albatrosses and threatened green sea turtles face entrapment in marine debris or starvation due to ingestion of plastic and other trash. More than 70 percent of the world's nesting population of Laysan Albatrosses reside and breed on Midway Atoll National Wildlife Refuge, including Wisdom, the oldest known bird in the wild. In addition to debris, wildlife and habitat is adversely affected by the residual hazardous waste from the island's historical past as a pivotal military stronghold during World War II. Because Midway Atoll's isolation, debris removal must occur by barge to Hawai'i or the U.S. mainland, and the Refuge is currently using several temporary storage sites for debris from previously demolished and collapsed buildings, marine debris, obsolete generators, transformers, underground storage containers, large Navy landing craft, and a variety of types of debris. This project will remove debris including hazardous waste (Asbestos, Lead Based Paint, etc.) from Midway Atoll National Wildlife Refuge. This project will eliminate contaminants and seabird entrapment hazards and will restore wildlife habitat while preserving historically significant assets. Phase I of this project will dispose of and remove the stockpiled debris materials to make room for additional waste that will be safely disposed of in subsequent Phases. Approximately 15 more structures that are non-historic are scheduled for demolition in FY 17 through 23 with Deferred Maintenance and station funds. The debris from these planned demolitions requires abatement of lead-based paint and removal of asbestos, furniture, windows, air conditioning units, and lighting fixtures. Project will safely dispose of approximately 35,000 tons of debris and hazardous materials by barging the waste to a permanent approved landfill in Hawai'i or on the U.S. mainland.

**Scope of Benefits (SB):**

Project will make a major contribution to DOI, USFWS, and refuge strategic goals by restoring approximately 10 acres of prime breeding, nesting, and rearing habitat for Midway's avian population of 17 seabird species, totaling more than 2 million birds. Species include endangered Steller's albatross, which has an estimated world population of 2,200 birds, and a small population of endangered Laysan duck which is considered the rarest native waterfowl in the US. Project will also facilitate future scheduled demolitions to further restore seabird habitat and reduce vertical obstructions.

**Investment Strategy (IS):**

Project is debris removal, so it will not affect annual operation and maintenance costs. It will partner with Federal Aviation Administration, leveraging resources to reduce barge costs by as much as 50%. Partners in restoring the demolished buildings' footprint to seabird habitat include the National Fish and Wildlife Foundation.

**Consequences of Failure to Act (CFA):**

If project is not funded, storm surges and tsunamis could spread the stockpiled debris, creating wildlife entrapment hazards and scattering contaminated debris across the island in into the ocean, which would cost the federal government magnitudes more the remediate.

**Ranking Categories:** Scores should be equal to the scores on the Project Scoring Sheet (Exhibit 1A)

FCI/API (40%)	API	100	FCI	0.00	Score = (.40 x 75) =	30
SB (20%)			Actual FCI	0.00	Score = (.20 x 100) =	20
IS (20%)					Score = (.20 x 50) =	10
CFA (20%)					Score = (.20 x 50) =	10

Combined ranking factors = (.40 x API/FCI score) + (.20 x SB score) + (.20 x IS score) + (.20 x CFA score)

<b>Capital Asset Planning</b>	Exhibit 300 Analysis Required:	Yes	<b>Total Project Score:</b>	70
VE Study:	Scheduled	D	Completed	

**Project Costs and Status**

<b>Project Cost Estimate (this PDS):</b>			<b>Project Funding History:</b> (entire project)	
	\$	%	Appropriated to Date:	\$
Deferred Maintenance Work:	\$ 800,000	100%	Requested in FY 19 Budget:	\$ 800,000
Capital Improvement Work:	\$ -	0%	Future Funding to Complete Project:	\$ 7,200,000
<b>Total:</b>	<b>\$ 800,000</b>	<b>100%</b>	<b>Total:</b>	<b>\$ 8,000,000</b>

<b>Class of Estimate:</b>	B	<b>Planning and Design Funds: \$'s</b>
Estimate Escalated to FY:	19	Planning Funds Received in FY \$ -
		Design Funds Received in FY \$ -

<b>Dates:</b>	<b>Sch'd</b>	<b>Actual</b>	<b>Project Data Sheet</b>	<b>DOI Approved:</b>
Construction Award/Start:	1/19		Prepared/Last Updated:	Yes
Project Complete:	4/24		01/18	

**Annual Operations & Maintenance Costs \$**

Current:	\$ -	Projected:	\$ -	Net Change:	\$ -
----------	------	------------	------	-------------	------

*U.S. Fish and Wildlife Service*  
**Project Data Sheet**

Total Project Score/Ranking:	70
Planned Funding FY:	2019
Funding Source:	Construction

**Project Identification**

<b>Project Title:</b>	Design Effluent Treatment System [p/d]		
<b>Project Number:</b>	2012214999	<b>Unit/Facility Name:</b>	Alchesay National Fish Hatchery
<b>Region/Area/District:</b>	Southwest	<b>Congressional District:</b>	01
		<b>State:</b>	AZ

**Project Justification**

DOI Asset Code	FRPP Unique Id #	API:	FCI-Before:	FCI-Projected:
	22212	100	0.00	0.00

**Project Description:**

The current production system at Alchesay National Fish Hatchery is comprised of 20 raceways and four ponds, which were constructed in the 1950s and early 1960s. Effluent waters from the raceways are discharged via Pond 1, which functions as a settling basin, to the North Fork White River. There is no facility to treat effluent water from the ponds. This project will evaluate the effectiveness of Pond 1 and design a facility to treat the effluent water from the ponds.

The effluent treatment system is needed to meet the U.S. Environmental Protection Agency’s National Pollutant Discharge Elimination System requirements. The receiving water is used for domestic consumption by the White Mountain Apache Tribe. The pumping station is located only 1.47 miles from the hatchery.

Alchesay National Fish Hatchery is located on White River on the Fort Apache Indian Reservation and provides eight to ten inch rainbow, brown, and brook trout to 19 reservations in Arizona and New Mexico for the Tribal Trust recreational fish stocking program. Benefits of the program include increased fishing opportunities and large economic gains: over 193,000 angling days; angling-related retail sale of \$12.4 million; 233 jobs with total income of \$5.7 million; and aggregate tax revenue of \$1.75 million (USFWS Division of Economics, 2006).

**Scope of Benefits (SB):**

An effluent treatment system is needed to meet the EPA’s National Pollutant Discharge Elimination System requirements. The receiving water (North Fork White River) is used for domestic consumption by the White Mountain Apache Tribe. Without the effluent treatment system, the station will not meet the EPA’s National Pollutant Discharge Elimination System requirements and will be forced to reduce tribal fish production.

**Investment Strategy (IS):**

A passive treatment will be the intended solution so the O&M costs will be minimal.

**Consequences of Failure to Act (CFA):**

Without the effluent treatment, approximately 22,500 to 30,000 pounds of feces will be discharged into the North Fork White River.

**Ranking Categories:** Scores should be equal to the scores on the Project Scoring Sheet (Exhibit 1A)

FCI/API (40%)	API	<u>100</u>	FCI	<u>0.00</u>	Score = (.40 x <u>75</u> ) =	<u>30</u>
SB (20%)	Actual FCI	<u>0.00</u>	Score = (.20 x <u>100</u> ) =			<u>20</u>
IS (20%)			Score = (.20 x <u>0</u> ) =			<u>0</u>
CFA (20%)			Score = (.20 x <u>100</u> ) =			<u>20</u>

Combined ranking factors = (.40 x API/FCI score) + (.20 x SB score) + (.20 x IS score) + (.20 x CFA score)

**Capital Asset Planning** Exhibit 300 Analysis Required:

VE Study: Scheduled	Completed	<b>Total Project Score:</b>	<u>70</u>
---------------------	-----------	-----------------------------	-----------

**Project Costs and Status**

<b>Project Cost Estimate (this PDS):</b>			<b>Project Funding History:</b> (entire project)		
	\$	%		\$	
Deferred Maintenance Work:	\$ -	0%	Appropriated to Date:	\$ -	
Capital Improvement Work:	\$ 150,000	100%	Requested in FY 19 Budget:	\$ 150,000	
Total:	\$ 150,000	100%	Future Funding to Complete Project:	\$ 762,000	
			Total:	\$ 912,000	
<b>Class of Estimate:</b>			<b>Planning and Design Funds: \$’s</b>		
Estimate Escalated to FY:	19	C	Planning Funds Received in FY	\$ -	
			Design Funds Received in FY	\$ -	
<b>Dates:</b>		<b>Sch’d</b>	<b>Actual</b>	<b>Project Data Sheet</b>	
Construction Award/Start:		<u>1/19</u>		Prepared/Last Updated:	<b>DOI Approved:</b>
Project Complete:		<u>4/21</u>		01/18	Yes

**Annual Operations & Maintenance Costs \$**

Current:	\$ -	Projected:	\$ -	Net Change:	\$ -
----------	------	------------	------	-------------	------

*U.S. Fish and Wildlife Service*  
**Project Data Sheet**

Total Project Score/Ranking:	70
Planned Funding FY:	2019
Funding Source:	Construction

**Project Identification**

<b>Project Title:</b>	Nationwide Radio Tower Safety Investigations Phase II of V		
<b>Project Number:</b>	2016278914	<b>Unit/Facility Name:</b>	Assistant Director-Information Resources & Technology Management
<b>Region/Area/District:</b>	Headquarters	<b>Congressional District:</b>	
		<b>State:</b>	

**Project Justification**

DOI Asset Code	FRPP Unique Id #	API:	FCI-Before:	FCI-Projected:
	90200		0.00	0.00

**Project Description:**

These funds will be used to perform required radio tower evaluations of FWS buildings per DOI policy. Preliminary screening has identified more than 150 FWS owned and leased radio system that lack sufficient initial safety and structural inspection. Detailed investigations are necessary and the engineering evaluations are the next required analysis to confirm the systems are safe for operational use, develop a comprehensive maintenance and repair plan and to expand options for shared use of FWS and other federal agency or bureau tower sites. The engineering evaluations will provide technical evidence to determine risk, mitigation efforts are required and locations where towers should be removed from operations and demolished. The project supports Department Mission Area #6 -- Modernizing Our Organization and Infrastructure for the Next 100 Years; Goal #3 -- Prioritize DOI infrastructure needs and reduce deferred maintenance backlog; Strategy #1 -- Maintain critical DOI infrastructure and facilities to ensure effective operations and service delivery.

**Scope of Benefits (SB):**

This project supports necessary efforts to identify radio facilities conditions, risks, and identify mitigation options and preliminary cost estimates to reduce the risk or remove the systems from operations.

**Investment Strategy (IS):**

The project will evaluate risk and identify retrofit strategies that will result in expanded opportunities to share radio related facilities. It will not change annual operations and maintenance costs or leverage non-DOI resources.

**Consequences of Failure to Act (CFA):**

The USFWS has not yet evaluated radio facilities as required by DOI policy, leaving unknown levels of risk associated with current operations. Failure to fulfill our responsibilities could endanger the life and health of USFWS employees and visitors.

**Ranking Categories:** Scores should be equal to the scores on the Project Scoring Sheet (Exhibit 1A)

FCI/API (40%)	API	FCI	0.00	Score =(,40 x	75 )=	30
SB (20%)		Actual FCI	0.00	Score =(,20 x	100 )=	20
IS (20%)				Score =(,20 x	0 )=	0
CFA (20%)				Score =(,20 x	100 )=	20

Combined ranking factors = (.40 x API/FCI score) + (.20 x SB score) + (.20 x IS score) + (.20 x CFA score)

<b>Capital Asset Planning</b> Exhibit 300 Analysis Required:	Yes	<b>Total Project Score:</b>	70
VE Study: Scheduled	D Completed		

**Project Costs and Status**

<b>Project Cost Estimate (this PDS):</b>			<b>Project Funding History:</b> (entire project)	
	\$	%		\$
Deferred Maintenance Work:	\$ 250,000	100%	Appropriated to Date:	\$ 250,000
Capital Improvement Work:	\$ -	0%	Requested in FY 19 Budget:	\$ 250,000
Total:	\$ 250,000	100%	Future Funding to Complete Project:	\$ 750,000
			Total:	\$ 1,250,000
<b>Class of Estimate:</b>			<b>Planning and Design Funds: \$'s</b>	
Estimate Escalated to FY:	19	C	Planning Funds Received in FY	\$ -
			Design Funds Received in FY	\$ -
<b>Dates:</b>	<b>Sch'd</b>	<b>Actual</b>	<b>Project Data Sheet</b>	<b>DOI Approved:</b>
Construction Award/Start:	1/19		Prepared/Last Updated:	Yes
Project Complete:	4/21		01/18	

**Annual Operations & Maintenance Costs \$**

Current:	\$ -	Projected:	\$ -	Net Change:	\$ -
----------	------	------------	------	-------------	------

*U.S. Fish and Wildlife Service*  
**Project Data Sheet**

Total Project Score/Ranking:	56
Planned Funding FY:	2019
Funding Source:	Construction

**Project Identification**

<b>Project Title:</b>	Remediate and Demolish Bureau of Indian Affairs Infrastructure Phase I of III		
<b>Project Number:</b>	2018307258	<b>Unit/Facility Name:</b>	Yukon Delta National Wildlife Refuge
<b>Region/Area/District:</b>	Alaska	<b>Congressional District:</b>	AL
		<b>State:</b>	AK

**Project Justification**

DOI Asset Code	FRPP Unique Id #	API:	FCI-Before:	FCI-Projected:
35100000	10035373	50	0.93	0.00

**Project Description:**  
 Phase 1 will initiate site investigations and design for remediation of the 27-acre old Bureau of Indian Affairs site, associated buildings, and infrastructure. This site investigation will characterize contaminants present and create a comprehensive demolition and disposal plan that will meet or exceed all local, State, and Federal environmental compliance requirements. Once all phases of the project are completed, these vintage 1957 abandoned buildings, which currently pose a life safety hazard to the remote community of Bethel, Alaska, will be safely removed. The facilities are not currently maintained, their structural integrity is compromised, and the buildings contain friable asbestos. The completed project will enable the refuge to transfer critically-needed lands to the Yukon-Kuskokwim Health Corporation (YKHC) in order to build hospital housing for that entity.

**Scope of Benefits (SB):**  
 This project will make a major contribution to DOI and USFWS goals and objectives by removing asbestos-containing buildings that pose a serious health and safety risk to the community, helping to protect lives, resources, and property. It will also reduce the building footprint by over 70,000 square feet. The project will meet the Federal government's legal responsibility under H.R. 5676 Sec.13. (b) to clean up the site before conveying the land to the Yukon-Kuskokwim Health Corporation.

**Investment Strategy (IS):**  
 No operations and maintenance costs are being captured for these abandoned buildings, and no utilities were paid for or utilized. After completion of the project, a minor reduction in program costs is expected overall because the current assets will no longer be inspected nor will they accumulate repair costs.

**Consequences of Failure to Act (CFA):**  
 Failure to complete this project would have major and measureable direct impacts on public safety. Demolition of these abandoned, asbestos-containing buildings will prevent unauthorized access by young people in Bethel, Alaska, who have already vandalized one of the buildings. This project will properly dispose of friable asbestos-containing materials, eliminating a public safety hazard.

**Ranking Categories:** Scores should be equal to the scores on the Project Scoring Sheet (Exhibit 1A)

FCI/API (40%)	API	0	FCI	1.00	Score = (.40 x 40) =	16
SB (20%)			Actual FCI	0.93	Score = (.20 x 100) =	20
IS (20%)					Score = (.20 x 50) =	10
CFA (20%)					Score = (.20 x 50) =	10

Combined ranking factors = (.40 x API/FCI score) + (.20 x SB score) + (.20 x IS score) + (.20 x CFA score)

<b>Capital Asset Planning</b> Exhibit 300 Analysis Required:	Yes	<b>Total Project Score:</b> 56
VE Study: Scheduled Yes Completed		

**Project Costs and Status**

<b>Project Cost Estimate (this PDS):</b>			<b>Project Funding History:</b> (entire project)	
	\$	%		\$
Deferred Maintenance Work:	\$ 400,000	100%	Appropriated to Date:	\$ -
Capital Improvement Work:	\$ -	0%	Requested in FY 19 Budget:	\$ 400,000
Total:	\$ 400,000	100%	Future Funding to Complete Project:	\$ 10,000,000
<b>Class of Estimate:</b> C			<b>Planning and Design Funds: \$'s</b>	
Estimate Escalated to FY:	19		Planning Funds Received in FY	\$ -
			Design Funds Received in FY	\$ -
<b>Dates:</b>	<b>Sch'd</b>	<b>Actual</b>	<b>Project Data Sheet</b>	<b>DOI Approved:</b>
Construction Award/Start:	1/19		Prepared/Last Updated:	Yes
Project Complete:	4/22		01/18	

**Annual Operations & Maintenance Costs \$**

Current: \$ -	Projected: \$ -	Net Change: \$ -
---------------	-----------------	------------------

**U.S. Fish and Wildlife Service  
Project Data Sheet**

Total Project Score/Ranking:	40
Planned Funding FY:	2019
Funding Source:	Construction

**Project Identification**

<b>Project Title:</b>	Demolish Residence		
<b>Project Number:</b>	2015256526	<b>Unit/Facility Name:</b>	Sullivan Creek National Fish Hatchery
<b>Region/Area/District:</b>	Midwest	<b>Congressional District:</b>	01
		<b>State:</b>	MI

**Project Justification**

DOI Asset Code	FRPP Unique Id #	API:	FCI-Before:	FCI-Projected:
35300200	10010322	20	0.17	0.00

**Project Description:**  
This project will demolish a residence at the hatchery and direct the annual operations and maintenance savings towards mission critical assets on the station. The structure is not mission critical and is of not historically significant. The Comprehensive Condition Assessment conducted in 2017 estimated the cost to repair would be 16 percent of the Current Replacement Value and recommended demolition.

**Scope of Benefits (SB):**  
This project will make a moderate contribution to DOI and FWS Reduce the Footprint goals and strategic goals for upland habitat

**Investment Strategy (IS):**  
Incurring maintenance costs for this building is not cost effective; it should be demolished. The site will be restored to native habitat once the house is demolished.

**Consequences of Failure to Act (CFA):**  
Removal of the residence is part of the USFWS policy to reduce the number of Non-Mission critical assets. Demolition of this asset will ensure that there are no future safety issues.

**Ranking Categories:** Scores should be equal to the scores on the Project Scoring Sheet (Exhibit 1A)

FCI/API (40%)	API	20	FCI	1.00	Score = (.40 x	0	) =	0
SB (20%)			Actual FCI	0.17	Score = (.20 x	50	) =	10
IS (20%)					Score = (.20 x	50	) =	10
CFA (20%)					Score = (.20 x	100	) =	20

Combined ranking factors = (.40 x API/FCI score) + (.20 x SB score) + (.20 x IS score) + (.20 x CFA score)

<b>Capital Asset Planning</b> Exhibit 300 Analysis Required:	No	<b>Total Project Score:</b>	40
VE Study: Scheduled N Completed			

**Project Costs and Status**

<b>Project Cost Estimate (this PDS):</b>			<b>Project Funding History: (entire project)</b>	
	\$	%		\$
Deferred Maintenance Work:	\$ 60,000	100%	Appropriated to Date:	\$ -
Capital Improvement Work:	\$ -	0%	Requested in FY 19 Budget:	\$ 60,000
Total:	\$ 60,000	100%	Future Funding to Complete Project:	\$ -
			Total:	\$ 60,000

<b>Class of Estimate:</b>	C	<b>Planning and Design Funds: \$'s</b>
Estimate Escalated to FY:	19	Planning Funds Received in FY
		\$ -
		Design Funds Received in FY
		\$ -

<b>Dates:</b>	<b>Sch'd</b>	<b>Actual</b>	<b>Project Data Sheet</b>	<b>DOI Approved:</b>
Construction Award/Start:	1/19		Prepared/Last Updated:	Yes
Project Complete:	4/21		01/18	

**Annual Operations & Maintenance Costs \$**

Current:	\$ 1,410	Projected:	\$ -	Net Change:	\$ (1,410)
----------	----------	------------	------	-------------	------------



**U.S. Fish and Wildlife Service**

**Summary Project Data Sheet for 2019-2023 Construction**

Plan Fund Year	Priority	Region/Area/District	Facility or Unit Name	Project Title	State	Cong. District	Total DOI Score	Scoring Categories				Project Cost		
								API/FCI	SB	IS	CFA	DM (\$000)	CI (\$000)	Total (\$000)
2019	1	Midwest	Crab Orchard NWR	Dam Safety Program - Repair Concrete at Three Dams - Phase IV of IV	IL	12	90	30	20	20	20	\$1,000	\$0	\$1,000
2019	2	Alaska	Alaska Maritime NWR	Rehabilitate Tiglax Ocean Vessel [cc]	AK	AL	90	30	20	20	20	\$2,675	\$0	\$2,675
2019	3	Southwest	Valle de Oro NWR	Construct Refuge Habitat and Public Use Facilities Phase III of IV	NM	01	70	30	20	10	10	\$0	\$1,000	\$1,000
2019	4	Midwest	Pendills Creek NFH	Replace 18" Water Supply Pipeline	MI	01	70	40	20	0	10	\$436	\$264	\$700
2019	5	Headquarters	Branch of Dam Safety	Dam Safety Program - Evaluations of Newly Acquired Dams Phase III of V	*	*	70	30	20	0	20	\$250	\$0	\$250
2019	6	Headquarters	Branch of Dam Safety	Nationwide Seismic Safety Investigations	*	*	70	30	20	0	20	\$200	\$0	\$200
2019	7	Southwest	San Marcos Aquatic Resources Center	Install Water Reuse System	TX	21	70	30	20	10	10	\$1,608	\$0	\$1,608
2019	8	Pacific	Midway Atoll NWR	Remove Debris and Hazardous Waste Phase I of IV	MQ	*	70	30	20	10	10	\$800	\$0	\$800
2019	9	Southwest	Alchesay NFH	Design Effluent Treatment System [p/d]	AZ	01	70	30	20	0	20	\$0	\$150	\$150
2019	10	Headquarters	Information Resources & Technology Management	Nationwide Radio Site Safety Investigations Phase II of V	*	*	70	30	20	0	20	\$250	\$0	\$250
2019	11	Alaska	Yukon Delta NWR	Remediate and Demolish Bureau of Indian Affairs Infrastructure Phase I of III	AK	AL	56	16	20	10	10	\$400	\$0	\$400
2019	12	Midwest	Sullivan Creek NFH	Demolish Residence	MI	01	40	0	10	10	20	\$60	\$0	\$60
							<b>Total for Fiscal Year 2019</b>	<b>\$7,679</b>	<b>\$7,679</b>	<b>\$1,414</b>	<b>\$9,093</b>			

p = planning  
d = Design  
ic = Initiate construction  
cc = Complete construction  
\* = Located in multiple Congressional Districts that are to be determined.

*U.S. Fish and Wildlife Service*

**Summary Project Data Sheet for 2019-2023 Construction**

Plan Fund Year	Priority	Region/Area/District	Facility or Unit Name	Project Title	State	Cong. District	Total DOI Score	Scoring Categories				Project Cost		
								API/FCI	SB	IS	CFA	DM (\$000)	CI (\$000)	Total (\$000)
2020	13	Pacific Southwest	Don Edwards San Francisco Bay NWR	Flood Protection Levee Rehabilitation [p/d/ic]	CA	15	80	30	20	20	10	\$4,175	\$0	\$4,175
2020	14	Southeast	Chattahoochee Forest NPH	Replace Main Drain Line for Raceways	GA	09	80	30	20	20	10	\$0	\$816	\$816
2020	15	Pacific Southwest	Lahontan NPH	Rehabilitate Water Reuse System	NV	02	80	40	20	10	10	\$500	\$0	\$500
2020	16	Southwest	Valle de Oro NWR	Construct Refuge Habitat and Public Use Facilities Phase IV of IV	NM	01	90	30	20	20	20	\$0	\$1,700	\$1,700
2020	17	Mountain-Prairie	Saratoga NPH	Rehabilitate Water Treatment Facilities	WY	AL	70	40	10	10	10	\$644	\$0	\$644
2020	18	Headquarters	Branch of Dam Safety	Dam Safety Program - Evaluations of Newly Acquired Dams Phase IV of V	*	*	70	30	20	0	20	\$250	\$0	\$250
2020	19	Headquarters	Branch of Dam Safety	Nationwide Seismic Safety Investigations	*	*	70	30	20	0	20	\$200	\$0	\$200
2020	20	Headquarters	Information Resources & Technology Management	Nationwide Radio Site Safety Investigations Phase III of V	*	*	70	30	20	0	20	\$250	\$0	\$250
2020	21	Northeast	Harrison Lake NPH	Construct Mussel Rearing Building	VA	03	60	30	20	0	10	\$0	\$558	\$558
							<b>Total for Fiscal Year 2020</b>	<b>\$6,019</b>	<b>\$6,019</b>	<b>\$3,074</b>	<b>\$3,074</b>	<b>\$9,093</b>		

p = planning

d = Design

ic = Initiate construction

cc = Complete construction

\* = Located in multiple Congressional Districts that are to be determined.

*U.S. Fish and Wildlife Service*

**Summary Project Data Sheet for 2019-2023 Construction**

Plan Fund Year	Priority	Region/Area/District	Facility or Unit Name	Project Title	State	Cong. District	Total DOI Score	Scoring Categories				Project Cost		
								API/FCI	SB	IS	CFA	DM (\$000)	CI (\$000)	Total (\$000)
2021	22	Southeast	Bears Bluff NFH	Replace and Relocate Laboratory [p/d/ic]	SC	06	90	30	20	20	20	\$800	\$200	\$1,000
2021	23	Pacific	Makah NFH	Replace Diversion Dam and Fish Barrier Phase II of III	WA	06	80	40	20	10	10	\$1,458	\$0	\$1,458
2021	24	Headquarters	Branch of Dam Safety	Dam Safety Program - Evaluations of Newly Acquired Dams Phase V of V	*	*	70	30	20	0	20	\$250	\$0	\$250
2021	25	Headquarters	Branch of Dam Safety	Nationwide Seismic Safety Investigations	*	*	70	30	20	0	20	\$200	\$0	\$200
2021	26	Headquarters	Information Resources & Technology Management	Nationwide Radio Site Safety Investigations Phase IV of V	*	*	70	30	20	0	20	\$250	\$0	\$250
2021	27	Southwest	Aransas NWR	Replace Storm Damaged Infrastructure	TX	27	70	30	20	10	10	\$1,125	\$0	\$1,125
2021	28	Pacific Southwest	Sacramento NWR	Construct "Kids in Nature" Wetland Resource Center and Public Recreational Facilities Phase I of III	CA	01	50	30	20	0	0	\$0	\$400	\$400
2021	29	Alaska	Yukon Delta NWR	Remediate and Demolish Bureau of Indian Affairs Infrastructure Phase II of III	AK	AL	40	0	20	0	20	\$4,350	\$0	\$4,350
2021	30	Southwest	Williams Creek NFH	Demolish Residence 6	AZ	01	36	16	10	10	0	\$60	\$0	\$60
							<b>Total for Fiscal Year 2021</b>	<b>\$8,493</b>	<b>\$600</b>	<b>\$9,093</b>				

p = planning

d = Design

ic = Initiate construction

cc = Complete construction

\* = Located in multiple Congressional Districts that are to be determined.

**U.S. Fish and Wildlife Service  
Summary Project Data Sheet for 2019-2023 Construction**

Plan Fund Year	Priority	Region/Area/District	Facility or Unit Name	Project Title	State	Cong. District	Total DOI Score	Scoring Categories				Project Cost		
								API/FCI	SB	IS	CFA	DM (\$000)	CI (\$000)	Total (\$000)
2022	31	Midwest	Jordan River NFH	Rehabilitate Raceways 57-58	MI	01	80	40	20	10	10	\$500	\$0	\$500
2022	32	Pacific	Makah NFH	Replace Diversion Dam and Fish Barrier Phase III of III	WA	06	80	40	20	10	10	\$2,063	\$0	\$2,063
2022	33	Headquarters	Branch of Dam Safety	Nationwide Seismic Safety Investigations	*	*	70	30	20	0	20	\$200	\$0	\$200
2022	34	Headquarters	Information Resources & Technology Management	Nationwide Radio Site Safety Investigations Phase V of V	*	*	70	30	20	0	20	\$250	\$0	\$250
2022	35	Northeast	Canaan Valley NWR	Replace Multi-purpose Building Phase I of III	WV	01	50	30	20	0	0	\$400	\$0	\$400
2022	36	Alaska	Yukon Delta NWR	Remediate and Demolish Bureau of Indian Affairs Infrastructure Phase III of III	AK	AL	40	0	20	0	20	\$5,650	\$0	\$5,650
2022	37	Midwest	Iron River NFH	Demolish Dilapidated Milking Barn	WI	07	40	0	10	10	20	\$30	\$0	\$30
							<b>Total for Fiscal Year 2022</b>	<b>\$9,093</b>	<b>\$0</b>	<b>\$0</b>	<b>\$0</b>	<b>\$9,093</b>	<b>\$0</b>	<b>\$9,093</b>

p = planning

d = Design

ic = Initiate construction

cc = Complete construction

\* = Located in multiple Congressional Districts that are to be determined.

**U.S. Fish and Wildlife Service  
Summary Project Data Sheet for 2019-2023 Construction**

Plan Fund Year	Priority	Region/Area/District	Facility or Unit Name	Project Title	State	Cong. District	Total DOI Score	Scoring Categories				Project Cost		
								API/FCI	SB	IS	CFA	DM (\$000)	CI (\$000)	Total (\$000)
2023	38	Midwest	Neosho NFH	Replace Feed Storage and Vehicle Storage Building	MO	07	90	40	20	10	20	\$464	\$0	\$464
2023	39	Midwest	Genoa NFH	Construct Aeration Tower and Head Box	WI	03	80	30	20	20	10	\$0	\$1,000	\$1,000
2023	40	Northeast	Craig Brook NFH	Update Waste Water Treatment Plant For NPDES Compliance	ME	02	80	30	20	10	20	\$442	\$0	\$442
2023	41	Headquarters	Branch of Dam Safety	Nationwide Seismic Safety Investigations	*	*	70	30	20	0	20	\$200	\$0	\$200
2023	42	Pacific	Midway Atoll NWR	Remove Debris and Hazardous Waste Phase II of IV	MQ	*	70	30	20	10	10	\$3,225	\$0	\$3,225
2023	43	Southwest	Alchesay NFH	Effluent Treatment System [ic]	AZ	01	65	30	20	-5	20	\$0	\$762	\$762
2023	44	Northeast	Canaan Valley NWR	Replace Multi-purpose Building Phase II of III	WV	01	50	30	20	0	0	\$3,000	\$0	\$3,000
<b>Total for Fiscal Year 2023</b>												<b>\$7,331</b>	<b>\$1,762</b>	<b>\$9,093</b>

p = planning

d = Design

ic = Initiate construction

cc = Complete construction

\* = Located in multiple Congressional Districts that are to be determined.

<b>Standard Form 300</b>			
<b>DEPARTMENT OF THE INTERIOR FISH AND WILDLIFE SERVICE CONSTRUCTION</b>			
<b>Program and Financing (in million of dollars)</b>	<b>2017</b>	<b>2018</b>	<b>2019</b>
<b>Identification Code 010-18-14-1612</b>	<b>Actual</b>	<b>Estimate</b>	<b>Estimate</b>
<b>Combined Schedule (X)</b>			
<b>Obligations by program activity:</b>			
0001 Line item construction projects	10	11	11
0002 Nationwide engineering service	7	7	7
0003 Bridge, dam and seismic safety	2	2	2
0100 Total, Direct program:	19	20	20
0799 Total direct obligations	19	20	20
0801 Construction (Reimbursable)	0	1	1
0900 Total new obligations	19	21	21
<b>Budgetary resources:</b>			
Unobligated balance:			
1000 Unobligated balance brought forward, Oct 1	28	30	29
1021 Recoveries of prior year unpaid obligations	1	1	1
1050 Unobligated balance (total)	29	31	30
Budget authority:			
Appropriations, discretionary:			
1100 Appropriation	19	18	16
1131 Unobligated balance of appropriations permanently reduced	0	0	-2
1160 Appropriation, discretionary (total)	19	18	14
Spending authority from offsetting collections, discretionary:			
1700 Collected	1	1	1
1750 Spending auth from offsetting collections, disc (total)	1	1	1
1900 Budget authority (total)	20	19	15
1930 Total budgetary resources available	49	50	45
Memorandum (non-add) entries:			
1941 Unexpired unobligated balance, end of year	30	29	24
<b>Change in obligated balance:</b>			
Unpaid obligations:			
3000 Unpaid obligations, brought forward, Oct 1	20	18	9
3010 New obligations, unexpired accounts	19	21	21
3020 Outlays (gross)	-20	-29	-22
3040 Recoveries of prior year unpaid obligations, unexpired	-1	-1	-1
3050 Unpaid obligations, end of year	18	9	7
Uncollected payments:			
3060 Uncollected pymts, Fed sources, brought forward, Oct 1	-3	-3	-3
3090 Uncollected pymts, Fed sources, end of year	-3	-3	-3
Memorandum (non-add) entries:			
3100 Obligated balance, start of year	17	15	6
3200 Obligated balance, end of year	15	6	4
<b>Budget authority and outlays, net:</b>			
Discretionary:			
4000 Budget authority, gross	20	19	15
Outlays, gross:			
4010 Outlays from new discretionary authority	5	5	2
4011 Outlays from discretionary balances	15	24	20
4020 Outlays, gross (total)	20	29	22

<b>Standard Form 300</b>			
<b>DEPARTMENT OF THE INTERIOR FISH AND WILDLIFE SERVICE CONSTRUCTION</b>			
<b>Program and Financing (in million of dollars)</b>	<b>2017</b>	<b>2018</b>	<b>2019</b>
<b>Identification Code 010-18-14-1612</b>	<b>Actual</b>	<b>Estimate</b>	<b>Estimate</b>
Offsets against gross budget authority and outlays:			
Offsetting collections (collected) from:			
4030 Federal sources	0	-1	-1
4033 Non-Federal sources	-1	0	0
4040 Offsets against gross budget authority and outlays (total)	-1	-1	-1
Additional offsets against gross budget authority only:			
4050 Change in uncollected pymts, Fed sources, unexpired	0	0	0
4070 Budget authority, net (discretionary)	19	18	14
4080 Outlays, net (discretionary)	19	28	21
4180 Budget authority, net (total)	19	18	14
4190 Outlays, net (total)	19	28	21
<b>Object Classification (O)</b>			
<b>Direct obligations:</b>			
11.1 Full-time permanent	4	4	4
12.1 Civilian personnel benefits	2	2	2
23.1 Rental payments to GSA	1	1	1
25.2 Other services from non-Federal sources	3	3	3
25.3 Other goods and services from Federal sources	2	3	3
25.4 Operation and maintenance of facilities	2	2	2
31.0 Equipment	1	1	1
32.0 Land and structures	4	5	5
99.9 Total new obligations, unexpired accounts	19	21	21
<b>Employment Summary (Q)</b>			
1001 Direct civilian full-time equivalent employment	44	43	30

This page intentionally left blank.



# Land Acquisition





### Appropriations Language

*For expenses necessary to carry out chapter 2003 of title 54, United States Code, including administrative expenses, and for acquisition of land or waters, or interest therein, in accordance with statutory authority applicable to the United States Fish and Wildlife Service, \$11,953,000, to be derived from the Land and Water Conservation Fund and to remain available until expended: Provided, That none of the funds appropriated for specific land acquisition projects may be used to pay for any administrative overhead, planning or other management costs. Provided further, that of the unobligated balances available under this heading, \$5,000,000 are hereby permanently cancelled; Provided further, That no amounts may be cancelled from amounts that were designated by the Congress as an emergency requirement pursuant to a concurrent Resolution on the Budget or the Balanced Budget and Emergency Deficit Control Act of 1985.*

Note.—A full-year 2018 appropriation for this account was not enacted at the time the budget was prepared; therefore, the budget assumes this account is operating under the Continuing Appropriations Act, 2018 (Division D of P.L. 115-96, as amended). The amounts included for 2018 reflect the annualized level provided by the continuing resolution.

### Justification of Language Change

**Addition** of the following wording:

*Provided further, that of the unobligated balances available under this heading from prior year appropriations, \$5,000,000 is permanently cancelled: Provided further, That no amounts may be cancelled from amounts that were designated by the Congress as an emergency requirement pursuant to a concurrent Resolution on the Budget or the Balanced Budget and Emergency Deficit Control Act of 1985.*

The Service proposes cancelling \$5,000,000 of prior year unobligated Land Acquisition balances in support of higher priorities.

### Authorizing Statutes

***The Fish and Wildlife Act***, as amended (16 U.S.C. 742a-742j). Authorizes acquisition of additions to the National Wildlife Refuge System for the development, management, advancement, conservation, and protection of fish and wildlife resources by purchase or exchange of land and water or interests therein.

***Refuge Recreation Act***, as amended (16 U.S.C. 460-460k-4). Authorizes acquisition of areas that are adjacent to or within existing fish and wildlife Conservation Areas administered by the Department of the Interior, and suitable for (1) incidental fish and wildlife-oriented recreation development, (2) the protection of natural resources, (3) the conservation of listed, threatened, or endangered species, or (4) carrying out two or more of the above.

***Land and Water Conservation Fund Act***, as amended (16 U.S.C. 4601-4608). Authorizes appropriations to the Fish and Wildlife Service to acquire land for National Wildlife Refuges as otherwise authorized by

law. Authorization of Appropriations: Expires September 30, 2018.

*National Wildlife Refuge Administration Act* (16 U.S.C. 668dd-668ee). Establishes overall policy guidance, places restrictions on the transfer, exchange, or other disposal of refuge lands, and authorizes the Secretary to accept donations of land.

*Endangered Species Act*, as amended (16 U.S.C. 1534-1544). Authorizes the acquisition of land, waters, or interests therein for the conservation of fish, wildlife, and plants, including those that are listed as endangered or threatened species, with Land and Water Conservation Fund Act appropriations.

*Emergency Wetlands Resources Act* (P.L. 99-645; 100 Stat. 3582). Authorizes the purchase of wetlands, or interests in wetlands, consistent with the wetlands priority conservation plan established under the Act.

*Highlands Conservation Act* (P.L. 108-421). Authorizes the Secretary of the Interior to work in partnership with the Secretary of Agriculture to provide financial assistance to the Highlands States to preserve and protect high priority conservation land in the Highland region.

<b>U.S. Fish and Wildlife Service</b> <b>Land Acquisition</b> <b>Justification of Fixed Costs and Internal Realignment</b> <i>(Dollars In Thousands)</i>		
<b>Fixed Cost Changes and Projections</b>	<b>2018 Total or Change</b>	<b>2018 to 2019 Change</b>
Change in Number of Paid Days <small>This column reflects changes in pay associated with the change in the number of paid days between the CY and BY.</small>	+0	+26
Pay Raise <small>The change reflects the salary impact of the 1.9% pay raise for 2018 as signed by the President in February 2017. There is no pay raise for 2019 (0.0%).</small>	+127	+34

**Appropriation: Land Acquisition**

	2017 Actual	2018 CR Baseline	2019 Request				Change from 2018 (+/-)
			Fixed Costs (+/-)	Internal Transfers (+/-)	Program Changes (+/-)	Budget Request	
Land Acquisition Management (\$000)	12,773	12,686	+60	0	-3,131	9,615	-3,071
Land Protection Planning (\$000)	465	462	0	0	-462	0	-462
Exchanges (\$000)	1,500	1,490	0	0	-793	697	-793
Inholdings / Emergencies and Hardships (\$000)	5,351	5,315	0	0	-3,674	1,641	-3,674
Highlands Conservation Act (\$000)	10,000	9,932	0	0	-9,932	0	-9,932
Sportsmen and Recreational Access (\$000)	2,500	2,483	0	0	-2,483	0	-2,483
Federal Refuges/Projects (\$000)	27,406	27,220	0	0	-27,220	0	-27,220
<b>Total, Current Appropriations Land Acquisition (\$000)</b>	<b>59,995</b>	<b>59,588</b>	<b>+60</b>	<b>0</b>	<b>-47,695</b>	<b>11,953</b>	<b>-47,635</b>
	<b>82</b>	<b>81</b>	<b>0</b>	<b>0</b>	<b>-28</b>	<b>53</b>	<b>-28</b>
Cancellation of Prior Year Balances						-5,000	
<b>Total, Current and Prior Year</b>	<b>59,995</b>	<b>59,588</b>	<b>+60</b>	<b>0</b>	<b>-47,695</b>	<b>6,953</b>	<b>-52,635</b>
	<b>82</b>	<b>81</b>	<b>0</b>	<b>0</b>	<b>-28</b>	<b>53</b>	<b>-28</b>

**Summary of 2019 Program Changes for Land Acquisition**

Request Component	(\$000)	FTE
• Administrative Savings	-223	0
• Land Protection Planning	-462	-3
• Exchanges	-793	-5
• Sportsmen and Recreational Access	-2,483	0
• Land Acquisition Management	-2,908	-20
• Inholdings/Emergencies and Hardships	-3,674	0
• Highlands Conservation Act	-9,932	0
• Land Acquisition Projects	-27,220	0
<b>Program Changes</b>	<b>-47,695</b>	<b>-28</b>

The Land and Water Conservation Fund (LWCF) invests revenues from offshore oil and gas leasing to help strengthen communities, preserve our history, and protect our national lands and waters. The Service uses LWCF funding appropriated by Congress to acquire and protect important fish, wildlife, and plant habitats. Acquired lands and waters become part of the National Wildlife Refuge System (NWRS) or National Fish Hatchery System (NFHS). When acquired in fee title, these lands and waters provide the public opportunities to hunt, fish, observe and photograph wildlife, and enjoy environmental education and interpretation.



*In 2017, the Service added 400 acre-feet of water rights to the Stillwater (Nevada) NWR's permanent, reliable water supply as the result of an exchange -- enough water to support 80 additional acres of wetlands that provide key habitat for migratory birds and waterfowl. Among other benefits, this acquisition supports a public hunting program on over 50,000 acres and enhances birding opportunities throughout the refuge the entire year.  
Credit: Marie Nygren/ USFWS.*

### **Justification of 2019 Program Changes**

The Service requests \$11,953,000 and 53 FTE and proposes cancelling \$5,000,000 of prior year Land Acquisition unobligated balances. The budget focuses available funds on the protection and management of existing lands and assets. Acquiring new lands is a lower priority than funding ongoing operations and maintenance and there is no request for major land acquisition projects.

#### **Administrative Savings (-\$223,000/+0 FTE)**

This is part of the larger Department of the Interior effort to reduce Administrative costs. The Service will reduce travel and more aggressively use shared services to achieve a Service-wide reduction of at least \$5.6 million.

#### **Land Protection Planning (-\$462,000/-3 FTE)**

The Service is not requesting funding for this program in order to support higher priorities.

#### **Exchanges (-\$793,000/-5 FTE)**

The Service will work in partnership with other Federal agencies and State and local governments, private landowners and organizations, and local and national conservation groups to facilitate the highest priority land exchanges.

#### **Sportsmen and Recreational Access (-\$2,483,000/+0 FTE)**

The Service is not requesting funding for this activity in order to support higher priorities.

#### **Land Acquisition Management (-\$2,908,000/-20 FTE)**

The Service will focus efforts on land surveys and other services for rights-of-way and boundary delineation.

#### **Inholdings, Emergencies, and Hardships (-\$3,674,000/+0 FTE)**

The Service will work on connecting private- or State-conserved lands that will expand public recreational opportunities within approved acquisition boundaries.

#### **Highlands Conservation Act (-\$9,932,000/+0 FTE)**

The Service is not requesting funding for this activity in order to support higher priorities.

#### **Land Acquisition Projects (-\$27,220,000/+0 FTE)**

The Service is not requesting funding for this program in order to support higher priorities.

**Potential Land Exchange Projects in 2019**

<b>State</b>	<b>Potential Exchanges</b>	<b>Acres to be Acquired</b>	<b>Management Costs</b>
Alaska	Kenai NWR	1,431.0	\$70,000
	Future Exchanges Plan – comprehensive state-wide plan	TBD	\$148,000
Arizona	Cibola NWR	40.0	\$10,000
Arkansas	Felsenthal NWR	2,168.0	\$20,000
California	Bitter Creek NWR	435.0	\$230,000
Indiana	Patoka River NWR	1.0	\$20,000
Iowa	Neal Smith NWR	20.0	\$10,000
Louisiana	Lacassine NWR	77.0	\$10,000
	Sabine NWR	1,900.0	\$15,000
Maine	Moosehorn NWR	437.0	\$20,000
Massachusetts	Parker River NWR	8.0	\$17,000
Minnesota	Crane Meadows NWR	3.0	\$10,000
	Stearns County WPA	20.0	\$10,000
Mississippi	Dahomey NWR	4,000.0	\$20,000
Montana	Charles M Russell NWR	640.0	\$25,000
	Pablo NWR	2.0	\$25,000
Nevada	Stillwater NWR	175.0	\$65,000
New Hampshire	Umbagog NWR	8.0	\$10,000
New Jersey	Cape May NWR	TBD	\$10,000
North Dakota	Various North Dakota WPA's & WMA's	500.0	\$200,000
Oregon	Columbia NWR	80.0	\$10,000
South Dakota	Various South Dakota WPA's & WMA's	500.0	\$200,000
Texas	Lower Rio Grande Valley NWR (11)	1,676.6	\$132,000
	Trinity NWR	4.0	\$2,500
Vermont	Missisquoi NWR	46.0	\$20,000
Wisconsin	Necedah WMA	66.0	\$35,000
	Upper MS River NW&FR	1.0	\$25,000
Wyoming	Cokeville Meadows NWR	200.0	\$25,000
<b>Total, Exchange Acres and Management Costs</b>		<b>14,438.6</b>	<b>\$1,394,500</b>

<b>Standard Form 300</b> <b>DEPARTMENT OF THE INTERIOR</b> <b>FISH AND WILDLIFE SERVICE</b> <b>LAND ACQUISITION</b>			
<b>Program and Financing (in millions of dollars)</b> <b>Identification Code 010-18-14-5020</b>	<b>2017</b> <b>Actual</b>	<b>2018</b> <b>Estimate</b>	<b>2019</b> <b>Estimate</b>
<b>Combined Schedule (X)</b>			
<b><u>Obligations by program activity:</u></b>			
0001 Land Acquisition Management	13	13	12
0002 Exchanges	1	2	2
0003 Emergencies, Hardships, and Inholdings	5	6	6
0004 Highlands Conservation Act	19	10	0
0005 Land Acquisitions	38	38	7
0006 Sportsmen and Recreational Access	4	4	0
0100 Total, Direct Program	80	73	27
0900 Total new obligations, unexpired accounts	80	73	27
<b><u>Budgetary resources:</u></b>			
Unobligated balance:			
1000 Unobligated balance brought forward, Oct 1	55	36	24
1021 Recoveries of prior year unpaid obligations	1	1	1
1050 Unobligated balance (total)	56	37	25
Budget authority:			
Appropriations, discretionary:			
1101 Appropriation LWCF [014-5005]	60	60	12
1131 Unobligated balance of appropriations permanently reduced	0	0	-5
1160 Appropriation, discretionary (total)	60	60	7
Spending authority from offsetting collections, discretionary:			
1700 Collected	0	0	0
1701 Change in uncollected payments, Federal sources	0	0	0
1750 Spending auth from offsetting collections, disc (total)	0	0	0
1900 Budget authority (total)	60	60	7
1930 Total budgetary resources available	116	97	32
Memorandum (non-add) entries:			
1941 Unexpired unobligated balance, end of year	36	24	5
<b><u>Change in obligated balance:</u></b>			
Unpaid obligations:			
3000 Unpaid obligations, brought forward, Oct 1	23	57	62
3010 New obligations, unexpired accounts	80	73	27
3020 Outlays (gross)	-45	-67	-42
3040 Recoveries of prior year unpaid obligations, unexpired	-1	-1	-1
3050 Unpaid obligations, end of year	57	62	46
Uncollected payments:			
3060 Uncollected pymts, Fed sources, brought forward, Oct 1	0	0	0
3070 Change in uncollected pymts, Fed sources, unexpired	0	0	0
3090 Uncollected pymts, Fed sources, end of year	0	0	0



<b>Standard Form 300</b>			
<b>DEPARTMENT OF THE INTERIOR FISH AND WILDLIFE SERVICE LAND ACQUISITION</b>			
<b>Program and Financing (in millions of dollars)</b>	<b>2017</b>	<b>2018</b>	<b>2019</b>
<b>Identification Code 010-18-14-5020</b>	<b>Actual</b>	<b>Estimate</b>	<b>Estimate</b>
Memorandum (non-add) entries:			
3100 Obligated balance, start of year	23	57	62
3200 Obligated balance, end of year	57	62	46
<b><u>Budget authority and outlays, net:</u></b>			
Discretionary:			
4000 Budget authority, gross	60	60	7
Outlays, gross:			
4010 Outlays from new discretionary authority	12	24	0
4011 Outlays from discretionary balances	33	43	42
4020 Outlays, gross (total)	45	67	42
Offsets against gross budget authority and outlays:			
Offsetting collections (collected) from:			
4030 Federal sources	0	0	0
Additional offsets against gross budget authority only:			
4050 Change in uncollected pymts, Fed sources, unexpired	0	0	0
4070 Budget authority, net (discretionary)	60	60	7
4080 Outlays, net (discretionary)	45	67	42
4180 Budget authority, net (total)	60	60	7
4190 Outlays, net (total)	45	67	42
<b>Object Classification (O)</b>			
Direct obligations:			
11.1 Full-time permanent	7	7	6
12.1 Civilian personnel benefits	2	2	2
23.1 Rental payments to GSA	1	1	1
25.2 Other services from non-Federal sources	2	2	1
25.3 Other goods and services from Federal sources	3	3	2
32.0 Land and structures	45	43	7
41.0 Grants, subsidies, and contributions	20	15	8
99.9 Total new obligations, unexpired accounts	80	73	27
<b>Employment Summary (Q)</b>			
1001 Direct civilian full-time equivalent employment	82	81	53

This page intentionally left blank.

# National Wildlife Refuge Fund





## Appropriations Language

The Service is not requesting funding at this time. Therefore, appropriations language is not necessary.

Note.—A full-year 2018 appropriation for this account was not enacted at the time the budget was prepared; therefore, the budget assumes this account is operating under the Continuing Appropriations Act, 2018 (Division D of P.L. 115–56, as amended). The amounts included for 2018 reflect the annualized level provided by the continuing resolution.

## Authorizing Statutes

**Refuge Revenue Sharing Act** (16 U.S.C. 715s). Authorizes payments to be made to offset tax losses to counties in which Service fee and withdrawn public domain lands are located.

**Alaska National Interest Lands Conservation Act (ANILCA) Sections 1002 and 1008** (16 U.S.C. 3142 and 3148). These sections address the procedures for permitting oil and gas leases on the Arctic National Wildlife Refuge coastal plain (Section 1002) and other non-North Slope Federal lands in Alaska (Section 1008).

**Appropriation: National Wildlife Refuge Fund**

		2017 Actual	2018 CR Baseline	2019				Change from 2017 (+/-)
				Fixed Costs (+/-)	Internal Transfers (+/-)	Program Changes (+/-)	Budget Request	
Appropriations	(\$000)	13,228	13,138	0	0	-13,138	0	-13,138
Receipts*	(\$000)	7,824	7,994	0	0	+534	8,528	+534
<b>Total, National Wildlife Refuge Fund</b>	<b>(\$000)</b>	<b>21,052</b>	<b>21,132</b>	<b>0</b>	<b>0</b>	<b>-12,604</b>	<b>8,528</b>	<b>-12,604</b>
	<b>FTE</b>	<b>3</b>	<b>3</b>	<b>0</b>	<b>0</b>	<b>0</b>	<b>3</b>	<b>0</b>

\*The amount presented in 2017 and 2018 includes the sequestration in accordance with Sec. 251(a) of the Balanced Budget and Emergency Deficit Control Act, 2 U.S.C 901(a). In addition, the amounts in 2017, 2018, and 2019 include amounts previously sequestered, which are now available in accordance with said Act.

**Summary of 2019 Program Changes for National Wildlife Refuge Fund**

Request Component	(\$000)	FTE
• Appropriations	-13,138	0
<b>TOTAL Program Changes</b>	<b>-13,138</b>	<b>0</b>

The Refuge Revenue Sharing Act authorizes revenues and direct appropriations to be deposited into the National Wildlife Refuge Fund (NWRF) to be used for payments to counties in which lands are acquired in fee (fee land) or reserved from the public domain (reserved land) and managed by the Service for fish and wildlife purposes. These revenues are typically between \$6 and \$8 million each year, and are derived from the sale or disposition of products (e.g., timber and gravel); other privileges (e.g., rights-of-way and grazing permits); and/or leases for public accommodations or facilities (e.g., oil and gas exploration and development).

The Act authorizes payments for Service-managed fee lands based on a formula that entitles counties to whichever is the highest of the following amounts: 1) 25 percent of the net receipts; 2) 3/4 of 1 percent of the fair market value of the land; or 3) 75 cents per acre.

The Alaska National Interest Lands Conservation Act (ANILCA) addresses procedures for oil and gas leasing on non-North Slope Federal lands in Alaska and for transportation and utility systems in and across the Alaska conservation system units. Applicants pay the costs to process applications or administer permits relating to utility and transportation systems or seismic exploration. These payments directly reimburse the Service for its management costs.



*Oil and gas revenues from reserved lands are deposited into the U.S. General Treasury. Oil and gas revenues from Fee lands are deposited in the National Wildlife Refuge Fund to be shared with counties and other units of local governments. Credit: Pedro Ramirez, Jr./USFWS.*

**Justification of 2019 Program Changes**

**Discretionary Appropriations (-\$13,138,000/+0 FTE)**

The Service is not requesting discretionary funding in order to support higher priorities. This Fund was intended to compensate communities for lost tax revenue from Federal land acquisitions, but fails to take into account the economic benefits refuges provide to communities.

Mandatory Receipts: The 2019 estimate for National Wildlife Refuge Fund revenue is \$8,528,000. The Refuge Revenue Sharing Act authorizes the Service to deduct certain expenses incurred in connection with revenue producing activities. The table below shows how the Service derives the funding amount available for payments to counties and other units of local government.

<i>(Dollars in Thousands)</i>				
<b>National Wildlife Refuge Fund</b>	<b>2017 Actual</b>	<b>2018 Estimate</b>	<b>2019 Estimate</b>	<b>Program Change (+/-)</b>
<b>Receipts / Expenses</b>				
Receipts Collected	7,561	8,000	8,000	0
Sequestration*	-521	-528	0	+528
Recoveries	0	100	100	0
Expenses for Sales	-2,248	-2,424	-2,424	0
ANILCA Expenses	-75	-10	-10	0
Estimated User-Pay Cost Share	-44	-50	-50	0
<b>Net Receipts</b>				
Available during the following year	4,673	5,088	5,616	+528
<b>Payments to Counties</b>				
Receipts Available - collected previous year		4,673	5,088	+415
Sequestration Restored		521	528	+7
Appropriations		13,138	0	-13,138
<b>Total Available for Payments to Counties</b>		<b>18,332</b>	<b>5,616</b>	<b>-12,716</b>

\*2019 amount assumes no sequestration.

<b>Standard Form 300</b>			
<b>DEPARTMENT OF THE INTERIOR FISH AND WILDLIFE SERVICE NATIONAL WILDLIFE REFUGE FUND</b>			
<b>Program and Financing (in millions of dollars)</b>	<b>2017</b>	<b>2018</b>	<b>2019</b>
<b>Identification Code 010-18-14-5091</b>	<b>Actual</b>	<b>Estimate</b>	<b>Estimate</b>
<b>Special and Trust Fund Receipts (N)</b>			
0100 Balance, start of year	1	1	1
<b>Receipts:</b>			
1130 National Wildlife Refuge Fund [010-00-509110-0-200403]	8	8	8
2000 Total: Balance and receipts	9	9	9
<b>Appropriations:</b>			
2101 National Wildlife Refuge Fund [010-00-5091-0-1201]	-8	-8	-8
2103 National Wildlife Refuge Fund [010-00-5091-0-1203]	-1	-1	-1
2132 National Wildlife Refuge Fund [010-00-5091-0-1232]	1	1	0
2199 Total appropriations	-8	-8	-9
5099 Balance, end of year	1	1	0
<b>Combined Schedule (X)</b>			
<b>Obligations by program activity:</b>			
0001 Expenses for sales	3	3	3
0003 Payments to counties	22	19	6
0900 Total new obligations, unexpired accounts	25	22	9
<b>Budgetary resources:</b>			
Unobligated balance:			
1000 Unobligated balance brought forward, Oct 1	8	4	3
1001 Discretionary unobligated balance brought fwd, Oct 1	0	0	0
1050 Unobligated balance (total)	8	4	3
Budget authority:			
Appropriations, discretionary:			
1100 Appropriation	13	13	0
1160 Appropriation, discretionary (total)	13	13	0
Appropriations, mandatory:			
1201 Appropriation (special or trust fund)	8	8	8
1203 Appropriation (previously unavailable)	1	1	1
1232 Appropriations and/or unobligated balance of appropriations temporarily reduced	-1	-1	0
1260 Appropriations, mandatory (total)	8	8	9
1900 Budget authority (total)	21	21	9
1930 Total budgetary resources available	29	25	12
Memorandum (non-add) entries:			
1941 Unexpired unobligated balance, end of year	4	3	3
<b>Change in obligated balance:</b>			
Unpaid obligations:			
3000 Unpaid obligations, brought forward, Oct 1	1	2	1
3010 New obligations, unexpired accounts	25	22	9
3020 Outlays (gross)	-24	-23	-9
3050 Unpaid obligations, end of year	2	1	1
Memorandum (non-add) entries:			
3100 Obligated balance, start of year	1	2	1
3200 Obligated balance, end of year	2	1	1



<b>Standard Form 300</b>			
<b>DEPARTMENT OF THE INTERIOR FISH AND WILDLIFE SERVICE NATIONAL WILDLIFE REFUGE FUND</b>			
<b>Program and Financing (in millions of dollars)</b>	<b>2017</b>	<b>2018</b>	<b>2019</b>
<b>Identification Code 010-18-14-5091</b>	<b>Actual</b>	<b>Estimate</b>	<b>Estimate</b>
<b><u>Budget authority and outlays, net:</u></b>			
Discretionary:			
4000 Budget authority, gross	13	13	0
Outlays, gross:			
4010 Outlays from new discretionary authority	13	13	0
4070 Budget authority, net (discretionary)	13	13	0
4080 Outlays, net (discretionary)	13	13	0
Mandatory:			
4090 Budget authority, gross	8	8	9
Outlays, gross:			
4100 Outlays from new mandatory authority	5	7	7
4101 Outlays from mandatory balances	6	3	2
4110 Outlays, gross (total)	11	10	9
4160 Budget authority, net (mandatory)	8	8	9
4170 Outlays, net (mandatory)	11	10	9
4180 Budget authority, net (total)	21	21	9
4190 Outlays, net (total)	24	23	9
<b><u>Object Classification (O)</u></b>			
<b><u>Direct obligations:</u></b>			
25.4 Operations and maintenance of facilities	1	1	1
26.0 Supplies and materials	1	1	1
41.0 Grants, subsidies, and contributions	22	20	7
99.0 Subtotal, obligations, Direct obligations	24	22	9
99.5 Adjustment for rounding	1	0	0
99.9 Total new obligations, unexpired accounts	25	22	9
<b><u>Employment Summary (Q)</u></b>			
1001 Direct civilian full-time equivalent employment	3	3	3

This page intentionally left blank.

# Cooperative Endangered Species Conservation Fund





### **Appropriations Language**

The Service is not requesting funding at this time. Therefore, appropriations language is not necessary.

Note.—A full-year 2018 appropriation for this account was not enacted at the time the budget was prepared; therefore, the budget assumes this account is operating under the Continuing Appropriations Act, 2018 (Division D of P.L. 115–56, as amended). The amounts included for 2018 reflect the annualized level provided by the continuing resolution.

### **Authorizing Statutes**

**Endangered Species Act of 1973**, as amended, (16 U.S.C. 1531 *et seq.*). Prohibits the import, export, or taking of fish and wildlife and plants that are listed as threatened or endangered species; provides for adding species to and removing them from the list of threatened and endangered species, and for preparing and implementing plans for their recovery; provides for interagency cooperation to avoid take of listed species and for issuing permits for otherwise prohibited activities; and implements the provisions of the Convention on International Trade in Endangered Species of Wild Flora and Fauna (CITES).

**Appropriation: Cooperative Endangered Species Conservation Fund**

		2017 Actual	2018 CR Baseline	2019			Change from 2018 (+/-)	
				Fixed Costs (+/-)	Internal Transfers (+/-)	Program Change s (+/-)		Budget Request
Conservation Grants (\$000)		10,508	10,437	0	0	-10,437	0	-10,437
Habitat Conservation Planning Assistance Grants (\$000)		9,485	9,421	0	0	-9,421	0	-9,421
Species Recovery Land Acquisition (\$000)		11,162	11,086	0	0	-11,086	0	-11,086
HCP Land Acquisition Grants to States (\$000)		19,638	19,504	0	0	-19,504	0	-19,504
Administration (\$000)		2,702	2,684	0	0	-2,684	0	-2,684
<b>Total Appropriated Funds</b>		<b>53,495</b>	<b>53,132</b>			<b>-53,132</b>	<b>0</b>	<b>-53,132</b>
	<i>FTE</i>	<b>15</b>	<b>15</b>	<b>0</b>	<b>0</b>	<b>-15</b>	<b>0</b>	<b>-15</b>
Mandatory – Unavailable Receipts** (\$000)		75,900	74,695			-1,495	73,200	-1,495

\*\* Amounts shown reflect an annual deposit of an amount equal to 5 percent of total Federal Aid/Sport Fish and Lacey Act violation collections above \$500,000 into this Special Fund. The Special Fund amounts are not available in the fiscal year in which they are collected, but are available for subsequent appropriation to the CESCOF.

**Summary of 2019 Program Changes for Cooperative Endangered Species Conservation Fund**

Request Component	(\$000)	FTE
• Cooperative Endangered Species Conservation Fund	-53,132	-15
• HCP Planning Assistance Grants Conservation Grants	-9,421	0
• Conservation Grants HCP Planning Assistance Grants	-10,437	0
• Species Recovery Land Acquisition Grants	-11,086	0
• HCP Land Acquisition Grants	-19,504	0
<b>Program Changes</b>	<b>-53,132</b>	<b>-15</b>

The Cooperative Endangered Species Conservation Fund (CESCF; Section 6 of the Endangered Species Act), administered by the Service's Ecological Services program, provides grant funding to States and Territories for species and habitat conservation actions on non-Federal lands, including habitat acquisition, conservation planning, habitat restoration, status surveys, captive propagation and reintroduction, research, and education.

**Justification of 2019 Program Changes**

The Service is not requesting funding for these activities in order to support higher priorities.

Standard Form 300			
DEPARTMENT OF THE INTERIOR FISH AND WILDLIFE SERVICE COOPERATIVE ENDANGERED SPECIES CONSERVATION FUND			
Program and Financing (in millions of dollars)	2017	2018	2019
Identification Code 010-18-5143	Actual	Estimate	Estimate
<b>Special and Trust Fund Receipts (N)</b>			
0100 Balance, start of year	507	561	614
0199 Balance, start of year	507	561	614
<b>Receipts</b>			
1140 Payment from the General Fund, Cooperative Endangered Species Conservation Fund [010-00-514300-0-200403]	76	75	73
2000 Total: Balances and collections	583	636	687
<b>Appropriations</b>			
2101 Payment from the General Fund, Cooperative Endangered Species Conservation Fund [010-18-514300-0-1101]	-22	-22	0
5099 Balance, end of year	561	614	687

<b>Combined Schedule (X)</b>			
<b>Obligations by program activity:</b>			
0001 Conservation Grants to States	11	12	0
0002 HCP Planning Assistance Grants	6	9	0
0004 Administration	3	3	0
0005 HCP Land Acquisition Grants to States	20	23	0
0006 Species Recovery Land Acquisition	15	15	0
0007 Payment to special fund unavailable receipt account	76	75	73
0900 Total new obligations, unexpired accounts	131	137	73
<b>Budgetary resources:</b>			
Unobligated balance:			
1000 Unobligated balance brought forward, Oct 1	113	115	110
1001 Discretionary unobligated balance brought fwd, Oct 1	113	115	0
1021 Recoveries of prior year unpaid obligations	4	4	4
1050 Unobligated balance (total)	117	119	114
Budget authority:			
Appropriations, discretionary:			
1101 Appropriation LWCF special fund [145005]	31	31	0
1101 Appropriation CESCFC special fund [145143]	22	22	0
1160 Appropriation, discretionary (total)	53	53	0
Appropriations, mandatory:			
1200 Appropriation	76	75	73
1260 Appropriations, mandatory (total)	76	75	73
1900 Budget authority (total)	129	128	73
1930 Total budgetary resources available	246	247	187
Memorandum (non-add) entries:			
1941 Unexpired unobligated balance, end of year	115	110	114
<b>Change in obligated balance:</b>			
Unpaid obligations:			
3000 Unpaid obligations, brought forward, Oct 1	88	95	97
3010 New obligations, unexpired accounts	131	137	73
3020 Outlays (gross)	-120	-131	-128
3040 Recoveries of prior year unpaid obligations, unexpired	-4	-4	-4
3050 Unpaid obligations, end of year	95	97	38
Memorandum (non-add) entries:			
3100 Obligated balance, start of year	88	95	97
3200 Obligated balance, end of year	95	97	38
<b>Budget authority and outlays, net:</b>			
Discretionary:			
4000 Budget authority, gross	53	53	0

<b>Standard Form 300</b>			
<b>DEPARTMENT OF THE INTERIOR FISH AND WILDLIFE SERVICE COOPERATIVE ENDANGERED SPECIES CONSERVATION FUND</b>			
<b>Program and Financing (in millions of dollars)</b>	<b>2017</b>	<b>2018</b>	<b>2019</b>
<b>Identification Code 010-18-5143</b>	<b>Actual</b>	<b>Estimate</b>	<b>Estimate</b>
Outlays, gross:			
4010 Outlays from new discretionary authority	1	5	0
4011 Outlays from discretionary balances	43	51	55
4020 Outlays, gross (total)	44	56	55
4070 Budget authority, net (discretionary)	53	53	0
4080 Outlays, net (discretionary)	44	56	55
Mandatory:			
4090 Budget authority, gross	76	75	73
Outlays, gross:			
4100 Outlays from new mandatory authority	76	75	73
4160 Budget authority, net (mandatory)	76	75	73
4170 Outlays, net (mandatory)	76	75	73
4180 Budget authority, net (total)	129	128	73
4190 Outlays, net (total)	120	131	128

<b>Object Classification (O)</b>			
<b>Direct obligations:</b>			
11.1 Full-time permanent	2	2	0
12.1 Civilian personnel benefits	1	1	0
41.0 Grants, subsidies, and contributions	52	59	0
94.0 Financial transfers	76	75	73
99.9 Total new obligations, unexpired accounts	131	137	73

<b>Employment Summary (Q)</b>			
1001 Direct civilian full-time equivalent employment	15	15	0



# North American Wetlands Conservation Fund





## Appropriations Language

*For expenses necessary to carry out the provisions of the North American Wetlands Conservation Act (16 U.S.C. 4401 et seq.), \$33,600,000 to remain available until expended.*

Note.—A full-year 2018 appropriation for this account was not enacted at the time the budget was prepared; therefore, the budget assumes this account is operating under the Continuing Appropriations Act, 2018 (Division D of P.L. 115–56, as amended). The amounts included for 2018 reflect the annualized level provided by the continuing resolution.

## Authorizing Statutes

**North American Wetlands Conservation Act of 1989**, (16 U.S.C. 4401-4414). Section 4406 of the Act (NAWCA) authorizes fines, penalties, and forfeitures from violations of the *Migratory Bird Treaty Act* to be made available for wetlands conservation projects. Section 4407 authorizes interest on excise taxes for hunting equipment deposited for wetlands conservation grants and costs for administering this grant program. Such amounts have been permanently appropriated as provided in Public Law 103-138. The Act authorizes appropriations to be used to encourage partnerships among public agencies and other interests to protect, enhance, restore, and manage wetland ecosystems and other habitats for migratory birds and other fish and wildlife; to maintain current or improved distributions of migratory bird populations; and to sustain an abundance of waterfowl and other migratory birds consistent with goals of the North American Waterfowl Management Plan and international obligations with other countries.

**Coastal Wetlands Planning, Protection and Restoration Act**, (16 U.S.C. 3951-3956). Establishes the National Coastal Wetlands Planning, Protection and Restoration Program within the Sport Fish Restoration Account for projects authorized by NAWCA in coastal States.

**Aquatic Resources Trust Fund**, (26 U.S.C. 9504). Authorizes appropriations from the Sport Fish Restoration Account to carry out the *Coastal Wetlands Planning, Protection and Restoration Act*.

**Appropriation: North American Wetlands Conservation Fund**  
**Activity: North American Wetlands Conservation Fund**

		2017 Actual	2018 CR Baseline	2019			Change from 2018 (+/-)	
				Fixed Costs (+/-)	Internal Transfers (+/-)	Program Changes (+/-)		Budget Request
<b><u>Appropriations:</u></b>								
North American Wetlands Conservation Fund (\$000)		38,145	37,886	0	0	-4,286	33,600	-4,286
<b><u>Receipts</u></b>								
<b><u>(Mandatory):</u></b>								
Migratory Bird Treaty Act Fines (\$000)		11,401	11,496	0	0	+5,204	16,700	+4,393
<b>Total, North American Wetlands Conservation Fund</b>	<b>(\$000)</b>	<b>49,546</b>	<b>49,382</b>	<b>0</b>	<b>0</b>	<b>+918</b>	<b>50,300</b>	<b>+918</b>
	<b>FTE</b>	<b>8</b>	<b>8</b>	<b>0</b>	<b>0</b>	<b>0</b>	<b>8</b>	<b>0</b>

\* The amounts presented in 2017 and 2018 include the sequestration in accordance with Sec. 251A of the BBDECA, 2 U.S.C 901a.

**Summary of 2019 Program Changes for North American Wetlands Conservation Fund**

Request Component	(\$000)	FTE
• North American Wetlands Conservation Fund	-4,286	0
<b>Program Changes</b>	<b>-4,286</b>	<b>0</b>

Since 1990, the North American Wetlands Conservation Act (NAWCA) grant program has supported public-private partnerships that protect, enhance, and restore habitat for wetland-dependent birds and other wildlife in the United States, Canada, and Mexico. Federal funds typically are matched at twice the legally required 1:1 match-to-grant ratio. These projects provide significant conservation of the Nation's highly-valued waterfowl resources, sustain hunting and fishing by increasing both the quality and quantity of opportunities for outdoor recreation, and help implement the North American Waterfowl Management Plan and other national and international bird conservation plans.

**NAWCA GRANT PROJECT ACCOMPLISHMENTS 1991-2017**

Country	Protected Acres	Enhanced, Restored, and Created Acres	Number of Projects
<b>Canada</b>	14,908,134	3,341,733*	554
<b>Mexico</b>	2,189,229	1,640,515	305
<b>U.S.</b>	5,706,516	4,099,440	1,872
<b>All Countries</b>	<b>22,803,879</b>	<b>9,081,688</b>	<b>2,731</b>

Acreages represent total proposed acres approved for funding in the U.S., Canada, and Mexico through FY 2017. Some acres are included in both "Protected" and "Enhanced, Restored and Created" due to multiple activities occurring on the same properties. Additionally, some protection is not perpetual. Therefore, the two categories should not be added to demonstrate total acres affected over the life of the program.

\* This figure includes 413,910 acres of moist soil management completed prior to 1998.

---

**Justification of 2019 Program Changes**


---

The 2019 budget request for the North American Wetlands Conservation Fund is \$33,600,000.

Mandatory Receipts – Receipts are derived from court-imposed fines for violations of the Migratory Bird Treaty Act and vary greatly from year to year. The FY 2019 estimate is \$16,700,000 for this account.

**North American Wetlands Conservation Fund (-\$4,286,000; + 0 FTE)**

This reduction will allow the Service to focus on the highest priority projects.



*Montana Hi-Line VII by Ken Plourde, Montana Fish, Wildlife and Parks*

Standard Form 300				
DEPARTMENT OF THE INTERIOR FISH AND WILDLIFE SERVICE NORTH AMERICAN WETLANDS CONSERVATION FUND				
Program and Financing (in millions of dollars)		2017	2018	2019
Identification Code	010-18-14-5241	Actual	Estimate	Estimate
<b>Special and Trust Fund Receipts (N)</b>				
0100	Balance, start of year	18	20	26
<b>Receipts:</b>				
1110	Fine, Penalties, and Forfeitures from Migratory Bird Treaty Act, North American Wetlands Conservation Fund [010-00-524100-0-000000]	12	17	1
2000	Total Balances and receipts	30	37	27
<b>Appropriations:</b>				
2101	North American Wetlands Conservation Funds [010-18-5241-0-1201]	-12	-12	-17
2132	North American Wetlands Conservation Funds [010-18-5241-0-1232]	1	1	0
5099	Rounding Adjustment	1	0	0
5099	Balance, end of year	20	26	10
<b>Combined Schedule (X)</b>				
<b>Obligations by program activity:</b>				
0003	Wetlands conservation projects	70	51	50
0900	Total new obligations, unexpired accounts	70	51	50
<b>Budgetary resources:</b>				
Unobligated balance:				
1000	Unobligated balance brought forward, Oct 1	27	9	7
1001	Discretionary unobligated balance brought fwd, Oct 1	15	5	0
1021	Recoveries of prior year obligations	3	0	0
1050	Unobligated balance (total)	30	9	7
Budget authority:				
Appropriations, discretionary:				
1100	Appropriation	38	38	34
1160	Appropriation, discretionary (total)	38	38	34
Appropriations, mandatory:				
1201	Appropriation (special or trust fund)	12	12	17
1232	Appropriations and/or unobligated balance of appropriations temporarily reduced	-1	-1	0
1260	Appropriations, mandatory (total)	11	11	17
1900	Budget authority (total)	49	49	51
1930	Total budgetary resources available	79	58	58
Memorandum (non-add) entries:				
1941	Unexpired unobligated balance, end of year	9	7	8
<b>Change in obligated balance:</b>				
Unpaid obligations:				
3000	Unpaid obligations, brought forward, Oct 1	73	89	92
3010	New obligations, unexpired accounts	70	51	50
3020	Outlays (gross)	-51	-48	-49
3040	Recoveries of prior year obligations, unexpired	-3	0	0
3050	Unpaid obligations, end of year	89	92	93
Memorandum (non-add) entries:				
3100	Obligated balance, start of year	73	89	92
3200	Obligated balance, end of year	89	92	93
<b>Budget authority and outlays, net:</b>				
Discretionary:				
4000	Budget authority, gross	38	38	34
Outlays, gross:				
4010	Outlays from new discretionary authority	2	6	5
4011	Outlays from discretionary balances	36	29	31
4020	Outlays, gross (total)	38	35	36
4070	Budget authority, net (discretionary)	38	38	34
4080	Outlays, net (discretionary)	38	35	36

<b>Standard Form 300</b>			
<b>DEPARTMENT OF THE INTERIOR FISH AND WILDLIFE SERVICE NORTH AMERICAN WETLANDS CONSERVATION FUND</b>			
<b>Program and Financing (in millions of dollars)</b>	<b>2017</b>	<b>2018</b>	<b>2019</b>
<b>Identification Code    010-18-14-5241</b>	<b>Actual</b>	<b>Estimate</b>	<b>Estimate</b>
<b>Mandatory:</b>			
4090    Budget authority, gross	11	11	17
<b>Outlays, gross:</b>			
4100    Outlays from new mandatory authority	3	3	4
4101    Outlays from mandatory balances	10	10	9
4110    Outlays, gross (total)	13	13	13
4160    Budget authority, net (mandatory)	11	11	17
4170    Outlays, net (mandatory)	13	13	13
4180    Budget authority, net (total)	49	49	51
4190    Outlays, net (total)	51	48	49
<b>Object Classification (O)</b>			
<b>Direct obligations:</b>			
11.1    Full-time permanent	1	1	1
32.0    Land and structures	3	3	3
41.0    Grants, subsidies, and contributions	66	47	46
99.9    Total new obligations, unexpired accounts	70	51	50
<b>Employment Summary (Q)</b>			
1001    Direct civilian full-time equivalent employment	8	8	8

This page intentionally left blank.



# Multinational Species Conservation Fund





### Appropriations Language

*For expenses necessary to carry out the African Elephant Conservation Act (16 U.S.C. 4201 et seq.), the Asian Elephant Conservation Act of 1997 (16 U.S.C. 4261 et seq.), the Rhinoceros and Tiger Conservation Act of 1994 (16 U.S.C. 5301 et seq.), the Great Ape Conservation Act of 2000 (16 U.S.C. 6301 et seq.), and the Marine Turtle Conservation Act of 2004 (16 U.S.C. 6601 et seq.), \$6,000,000, to remain available until expended.*

Note.— A full-year 2018 appropriation for this account was not enacted at the time the budget was prepared; therefore, the budget assumes this account is operating under the Continuing Appropriations Act, 2018 (Division D of P.L. 115–56). The amounts included for 2018 reflect the annualized level provided by the continuing resolution.

### Authorizing Statutes

***African Elephant Conservation Act***, (16 U.S.C. 4201-4203, 4211-4214, 4221-4225, 4241-4246, 1538). Authorizes funding for approved projects for research, conservation, management and protection of African elephants and their habitats, including ivory trafficking. It authorizes prohibitions against the sale, importation, and exportation of ivory derived from African elephants. Authorization of Appropriations: Expired September 30, 2012.

***Asian Elephant Conservation Act***, (16 U.S.C. 4261-4266, 1538). Authorizes financial assistance for the conservation and protection of wild Asian elephants and their habitats. Authorization of Appropriations: Expired September 30, 2012.

***Rhinoceros and Tiger Conservation Act***, (16 U.S.C. 5301-5306, 1538). Authorizes grants to other nations and to the Convention of International Trade in Endangered Species (*CITES*) Secretariat for programs directly or indirectly assisting in the conservation of rhinoceros and tigers in Asia and Africa, including trafficking of parts. Prohibits the sale, importation, and exportation of products derived from any species of rhinoceros and tiger. Authorization of Appropriations: Expired September 30, 2012.

***Great Ape Conservation Act***, (16 U.S.C. 6301-6305, 1538). Authorizes grants to foreign governments, the *CITES* Secretariat, and non-governmental organizations, for the conservation of great apes and their habitats. Authorization of Appropriations: Expired September 30, 2010.

***Marine Turtle Conservation Act***, (16 U.S.C. 6601-6607). Authorizes financial assistance for the conservation of marine turtles and the nesting habitats of marine turtles including bycatch. Authorization of Appropriations: Expired September 30, 2009.

***Multinational Species Conservation Funds Semipostal Stamp Act***, (39 U.S.C. 416 note) as amended. Requires the United States Postal Service to issue and sell a Multinational Species Conservation Funds Semipostal Stamp. The proceeds from the stamp are made available to the Service to help fund the operations supported by the Multinational Species Conservation Funds and divided equally among the existing Conservation Funds. Proceeds are prohibited from being taken into account in any decision

relating to the level of discretionary appropriations. The stamp is to be made available to the public for at least six years. The United States Postal Service has determined to sell the *Save Vanishing Species* stamps until December 31, 2018.

**Appropriation: Multinational Species Conservation Fund**


		2017 Actual	2018 CR Baseline	2019			Change from 2018 (+/-)	
				Fixed Costs (+/-)	Internal Transfers (+/-)	Program Changes (+/-)		Budget Request
African Elephant Conservation Fund	(\$000)	2,582	2,564	0	0	-1,163	1,401	-1,163
Asian Elephant Conservation Fund	(\$000)	1,557	1,546	0	0	-701	845	-701
Rhinoceros and Tiger Conservation Fund	(\$000)	3,440	3,417	0	0	-1,552	1,865	-1,552
Great Ape Conservation Fund	(\$000)	1,975	1,962	0	0	-891	1,071	-891
Marine Turtle Conservation Fund	(\$000)	1,507	1,497	0	0	-679	818	-679
<b>Total, Multinational Species Conservation Fund</b>	<b>(\$000)</b>	<b>11,061</b>	<b>10,986</b>	<b>0</b>	<b>0</b>	<b>-4,986</b>	<b>6,000</b>	<b>-4,986</b>
	<b>FTE</b>	<b>3</b>	<b>3</b>	<b>0</b>	<b>0</b>	<b>-1</b>	<b>2</b>	<b>-1</b>

**Summary of 2019 Program Changes for Multinational Species Conservation Fund**

Request Component	(\$000)	FTE
• Multinational Species Conservation Fund	-4,986	-1
<b>Program Changes</b>	<b>-4,986</b>	<b>-1</b>

The Service provides technical and financial assistance to wildlife authorities, local communities, and non-governmental organizations in developing countries for on-the-ground conservation work to protect elephants, rhinoceroses, tigers, great apes, and marine turtles. Priority conservation activities include establishing protected areas, monitoring wildlife populations, improving law enforcement and prosecution to stop wildlife trafficking, and providing vital infrastructure, training, and equipment to effectively manage protected areas.

The Multinational Species Conservation Funds (MSCFs) were authorized through five Congressional Acts to provide critical technical and financial assistance to local communities, government agencies, and non-government organizations that are working to protect and safeguard the future of wildlife. Through this support, the Service assists foreign countries to sustainably manage their wildlife populations and attract substantial leveraged or matched funding, while also building considerable good will toward the United States.



*As many as estimated 40,000 elephants are illegally killed each year. Credit: Matt Muir/USFWS*

## Justification of 2019 Program Changes

The 2019 budget request for the Multinational Species Conservation Fund is \$6,000,000.



*RTCF-supported projects have helped the tiger population in Parsa Wildlife Reserve (PWR) more than double since 2013. (Photo not taken in PWR). Credit: Harshawardhan Dhanwatey*

### **Multinational Species Conservation Fund (-\$4,986,000 -1 FTE)**

The Service is reducing funding for this activity in order to support higher priorities.

<b>Standard Form 300</b>			
<b>DEPARTMENT OF THE INTERIOR FISH AND WILDLIFE SERVICE MULTINATIONAL SPECIES CONSERVATION FUND</b>			
<b>Program and Financing (in millions of dollars)</b>	<b>2017</b>	<b>2018</b>	<b>2019</b>
<b>Identification Code 010-18-1652</b>	<b>Actual</b>	<b>Estimate</b>	<b>Estimate</b>
<b>Combined Schedule (X)</b>			
<b>Obligations by program activity:</b>			
0001 African elephant	3	3	1
0002 Asian elephant	2	2	1
0003 Rhinoceros and tiger	3	3	2
0004 Great ape conservation	2	2	1
0005 Marine turtle	1	1	1
0799 Total direct obligations	11	11	6
0801 Multinational Species Semi Postal Stamp Act	1	1	1
0900 Total new obligations	12	12	7
<b>Budgetary resources:</b>			
Unobligated balance:			
1000 Unobligated balance brought forward, Oct 1	0	0	0
1001 Discretionary unobligated balance brought fwd, Oct 1	0	0	0
1050 Unobligated balance (total)	0	0	0
Budget authority:			
Appropriations, discretionary:			
1100 Appropriation	11	11	6
1160 Appropriation, discretionary (total)	11	11	6
Spending authority from offsetting collections, mandatory:			
1800 Collected	1	1	1
1850 Spending auth from offsetting collections, mand (total)	1	1	1
1900 Budget authority (total)	12	12	7
1930 Total budgetary resources available	12	12	7
<b>Change in obligated balance:</b>			
Unpaid obligations:			
3000 Unpaid obligations, brought forward, Oct 1	9	10	12
3010 Obligations incurred, unexpired accounts	12	12	7
3020 Outlays (gross)	-11	-10	-12
3050 Unpaid obligations, end of year	10	12	7
Memorandum (non-add) entries:			
3100 Obligated balance, start of year	9	10	12
3200 Obligated balance, end of year	10	12	7
<b>Budget authority and outlays, net:</b>			
Discretionary:			
4000 Budget authority, gross	11	11	6
Outlays, gross:			
4010 Outlays from new discretionary authority	3	3	2
4011 Outlays from discretionary balances	7	6	9
4020 Outlays, gross (total)	10	9	11
4070 Budget authority, net (discretionary)	11	11	6
4080 Outlays, net (discretionary)	10	9	11
Mandatory:			
4090 Budget authority, gross	1	1	1
Outlays, gross:			
4101 Outlays from mandatory balances	1	1	1

<b>Standard Form 300</b>			
<b>DEPARTMENT OF THE INTERIOR FISH AND WILDLIFE SERVICE MULTINATIONAL SPECIES CONSERVATION FUND</b>			
<b>Program and Financing (in millions of dollars)</b>	<b>2017</b>	<b>2018</b>	<b>2019</b>
<b>Identification Code 010-18-1652</b>	<b>Actual</b>	<b>Estimate</b>	<b>Estimate</b>
Offsets against gross budget authority and outlays:			
Offsetting collections (collected) from:			
4120 Federal sources	-1	-1	-1
4160 Budget authority, net (mandatory)	0	0	0
4170 Outlays, net (mandatory)	0	0	0
4180 Budget authority, net (total)	11	11	6
4190 Outlays, net (total)	10	9	11
<b>Object Classification (O)</b>			
<b>Direct obligations:</b>			
41.0 Grants, subsidies, and contributions	11	11	6
<b>Reimbursable obligations:</b>			
41.0 Grants, subsidies, and contributions	1	1	1
99.9 Total new obligations, unexpired accounts	12	12	7
<b>Employment Summary (Q)</b>			
1001 Direct civilian full-time equivalent employment	3	3	2



# Neotropical Migratory Bird Conservation





### **Appropriations Language**

*For expenses necessary to carry out the Neotropical Migratory Bird Conservation Act (16 U.S.C. 6101 et seq.), \$3,900,000 to remain available until expended.*

Note.—A full-year 2018 appropriation for this account was not enacted at the time the budget was prepared; therefore, the budget assumes this account is operating under the Continuing Appropriations Act, 2018 (Division D of P.L. 115–56, as amended). The amounts included for 2018 reflect the annualized level provided by the continuing resolution.

### **Authorizing Statutes**

*Neotropical Migratory Bird Conservation Improvement Act of 2006*, (16 U.S.C. 6101-6109). For expenses necessary to carry out the Neotropical Migratory Bird Conservation Improvement Act, as amended (16 U.S.C. 6101 et seq.). Authorizes a competitive grants program for the conservation of Neotropical migratory birds in the United States, Canada, Latin America, and the Caribbean.

**Appropriation: Neotropical Migratory Bird Conservation Fund**

		2017 Actual	2018 CR Baseline	2019				Change from 2018 (+/-)
				Fixed Costs (+/-)	Internal Transfers (+/-)	Program Changes (+/-)	Budget Request	
Neotropical Migratory Bird Conservation Fund	(\$000)	3,910	3,883	0	0	+17	3,900	+17
	FTE	1	1	0	0	0	1	0



*Golden-Cheeked Warbler.*  
 Credit: BirdsCaribbean

The Neotropical Migratory Bird Conservation Act (NMBCA) program provides matching grants to partners throughout the Western Hemisphere to promote the conservation of Neotropical migratory birds in the United States, Canada, Latin America, and the Caribbean.

NMBCA grants perpetuate healthy migratory bird populations by supporting conservation projects that leverage nearly four dollars of non-federal match for every Federal grant dollar invested.

**Justification of 2019 Program Changes**

The 2019 budget request for the Neotropical Migratory Bird Conservation Fund is \$3,900,000.

**Neotropical Migratory Bird Conservation Activities (+\$17,000; + 0 FTE)**

The proposed increase will improve the Service’s ability to leverage additional resources to implement the matching grant program.

<b>Standard Form 300</b>			
<b>DEPARTMENT OF THE INTERIOR FISH AND WILDLIFE SERVICE NEOTROPICAL MIGRATORY BIRD CONSERVATION FUND</b>			
<b>Program and Financing (in millions of dollars)</b>	<b>2017</b>	<b>2018</b>	<b>2019</b>
<b>Identification Code 010-18-14-1696</b>	<b>Actual</b>	<b>Estimate</b>	<b>Estimate</b>
<b>Combined Schedule (X)</b>			
<b>Obligations by program activity:</b>			
0001 Neotropical Migratory Bird	5	4	4
0900 Total new obligations (object class 41.0)	5	4	4
<b>Budgetary resources:</b>			
Unobligated balance:			
1000 Unobligated balance brought forward, Oct 1	1	0	0
1050 Unobligated balance (total)	1	0	0
Budget authority:			
Appropriations, discretionary:			
1100 Appropriation	4	4	4
1160 Appropriation, discretionary (total)	4	4	4
1930 Total budgetary resources available	5	4	4
Memorandum (non-add) entries:			
1941 Unexpired unobligated balance, end of year	0	0	0
<b>Change in obligated balance:</b>			
Unpaid obligations:			
3000 Unpaid obligations, brought forward, Oct 1	5	7	7
3010 New obligations, unexpired accounts	5	4	4
3020 Outlays (gross)	-3	-4	-4
3050 Unpaid obligations, end of year	7	7	7
Memorandum (non-add) entries:			
3100 Obligated balance, start of year	5	7	7
3200 Obligated balance, end of year	7	7	7
<b>Budget authority and outlays, net:</b>			
Discretionary:			
4000 Budget authority, gross	4	4	4
Outlays, gross:			
4010 Outlays from new discretionary authority	0	1	1
4011 Outlays from discretionary balances	3	3	3
4020 Outlays, gross (total)	3	4	4
4070 Budget authority, net (discretionary)	4	4	4
4080 Outlays, net (discretionary)	3	4	4
4180 Budget authority, net (total)	4	4	4
4190 Outlays, net (total)	3	4	4

<b>Object Classification (O)</b>			
<b>Direct obligations:</b>			
41.0 Grants, subsidies, and contributions	5	4	4

<b>Employment Summary (Q)</b>			
1001 Direct civilian full-time equivalent employment	1	1	1

This page intentionally left blank.

# State and Tribal Wildlife Grants







# STATE AND TRIBAL WILDLIFE GRANT PROGRAM

## Appropriations Language

*For wildlife conservation grants to States and to the District of Columbia, Puerto Rico, Guam, the United States Virgin Islands, the Northern Mariana Islands, and American Samoa under the provisions of the Fish and Wildlife Act of 1956 and the Fish and Wildlife Coordination Act, for the development and implementation of programs for the benefit of wildlife and their habitat, including species that are not hunted or fished, \$31,286,000, to remain available until expended: Provided, That the Secretary shall, after deducting administrative expenses, apportion the amount provided herein in the following manner: (1) to the District of Columbia and to the Commonwealth of Puerto Rico, each a sum equal to not more than one-half of 1 percent thereof; and (2) to Guam, American Samoa, the United States Virgin Islands, and the Commonwealth of the Northern Mariana Islands, each a sum equal to not more than one-fourth of 1 percent thereof: Provided further, That the Secretary shall apportion the remaining amount in the following manner: (1) one-third of which is based on the ratio to which the land area of such State bears to the total land area of all such States; and (2) two-thirds of which is based on the ratio to which the population of such State bears to the total population of all such States: Provided further, That the amounts apportioned under this paragraph shall be adjusted equitably so that no State shall be apportioned a sum which is less than 1 percent of the amount available for apportionment under this paragraph for any fiscal year or more than 5 percent of such amount: Provided further, That the Federal share of planning grants shall not exceed 75 percent of the total costs of such projects and the Federal share of implementation grants shall not exceed 65 percent of the total costs of such projects: Provided further, That the non-Federal share of such projects may not be derived from Federal grant programs: Provided further, That any amount apportioned in 2019 to any State, territory, or other jurisdiction that remains unobligated as of September 30, 2020, shall be reapportioned, together with funds appropriated in 2021, in the manner provided herein.*

Note.— A full-year 2018 appropriation for this account was not enacted at the time the budget was prepared; therefore, the budget assumes this account is operating under the Continuing Appropriations Act, 2018 (Division D of P.L. 115–56). The amounts included for 2018 reflect the annualized level provided by the continuing resolution.

## Authorizing Statutes

**Endangered Species Act (ESA)**, (16 U.S.C. 1531-1544). Prohibits the import, export, or taking of fish and wildlife and plants that are listed as threatened or endangered species; provides for adding species to or removing them from the list of threatened and endangered species, and for preparing and implementing plans for their recovery; provides for interagency cooperation to avoid take of listed species and for issuing permits for otherwise prohibited activities; provides for cooperation with States, including authorization of financial assistance; and implements the provisions of the Convention on International Trade in Endangered Species of Wild Flora and Fauna (CITES).

**Fish and Wildlife Act** (16 U.S.C. 742(a)-742j). Establishes a comprehensive national fish and wildlife policy and authorizes the Secretary of the Interior to take steps required for the development,

management, advancement, conservation, and protection of fisheries resources and wildlife resources through research, acquisition of refuge lands, development of existing facilities, and other means.

**Fish and Wildlife Coordination Act** (16 U.S.C. 661-666(e)). The Secretary of the Interior is authorized to provide assistance to, and cooperate with, Federal, State, and public or private agencies and organizations in the development, protection, rearing, and stocking of all species of wildlife, resources thereof, and their habitat, in controlling losses of the same from disease or other causes, in minimizing damages from overabundant species, and in providing public shooting and fishing areas, including easements across public lands for access thereto.

**Activity: State and Tribal Wildlife Grants**

		2017 Actual	2018 CR Baseline	2019			Change from 2018 Annualized CR Baseline (+/-)
				Fixed Costs (+/-)	Internal Transfers	Program Changes (+/-)	
State Wildlife Grants (Formula) (\$000)	52,000	51,647	0	0	-20,361	31,286	-20,361
State Wildlife Grants (Competitive) (\$000)	6,362	6,319	0	0	-6,319	0	-6,319
Tribal Wildlife Grants (\$000)	4,209	4,180	0	0	-4,180	0	-4,180
<b>Total, State and Tribal Wildlife (\$000)</b>	<b>62,571</b>	<b>62,146</b>	<b>0</b>	<b>0</b>	<b>-30,860</b>	<b>31,286</b>	<b>-30,860</b>
<b>FTE</b>	<b>20</b>	<b>19</b>	<b>0</b>	<b>0</b>	<b>-7</b>	<b>12</b>	<b>-7</b>

**Summary of 2019 Program Changes for State and Tribal Wildlife Grants**

Request Component	(\$000)	FTE
• State Wildlife Grants (Formula)	-\$20,361	-4
• State Wildlife Grants (Competitive)	-\$6,319	-2
• Tribal Wildlife Grants	-\$4,180	-1
<b>Program Changes</b>	<b>-30,860</b>	<b>-7</b>

State and Tribal Wildlife Grants (STWG) provide Federal grant funds to States, the District of Columbia, Commonwealths, and Territories (States), to develop and implement programs for the benefit of fish and wildlife and their habitats, including species that are not hunted or fished. The program was first funded through the Department of the Interior and Related Agencies Appropriations Act for FY 2002 (Public Law 107-63).



*Family Pheasant Hunting. Credit: USFWS*

The STWG program is the primary source for States to fund proactive conservation to address the needs of declining species.



*Private Landowner Technical Assistance. Credit: USFWS*

Funding enables states to implement projects that conserve species identified in their respective State Wildlife Action Plan. Through preventative measures, such as habitat restoration and protection through land acquisition, STWG helps to prevent imperiled species from becoming listed under the Endangered Species Act. The STWG program accomplishes its goals by leveraging Federal funding through cost-sharing provisions with State fish and wildlife agencies, and other partners. Working with interested stakeholders, State fish and wildlife agencies translate pressing conservation needs into practical actions and on-the-ground results.

**Justification of 2019 Program Changes**

The 2019 budget request for State and Tribal Wildlife Grants is \$31,286,000 and 12 FTE.

**State Wildlife Grants (Formula) (-\$20,361,000/ -4 FTE)**

The Service will continue issuing grants to States and territories with the requested funding to support conservation of non-game species.

**State Wildlife Grants (Competitive) (-\$6,319,000/ -2 FTE)**

The request proposes to discontinue this funding to address higher priorities.

**Tribal Wildlife Grants (-\$4,180,000/- 1 FTE)**

The request proposes to discontinue this funding to address higher priorities.

**Table 1**  
**U.S. FISH AND WILDLIFE SERVICE**  
**ESTIMATED APPORTIONMENT OF STATE WILDLIFE GRANTS**  
**FOR FISCAL YEAR 2018**  
**CFDA: 15.634**

<b>STATE</b>	<b>State Wildlife - 5620 (65/35 Match)</b>
ALABAMA	\$793,807
ALASKA	2,582,350
AMERICAN SAMOA	129,118
ARIZONA	1,300,078
ARKANSAS	599,338
CALIFORNIA	2,582,350
COLORADO	1,099,511
CONNECTICUT	516,470
DELAWARE	516,470
DISTRICT OF COLUMBIA	258,235
FLORIDA	2,354,617
GEORGIA	1,364,984
GUAM	129,118
HAWAII	516,470
IDAHO	614,578
ILLINOIS	1,692,522
INDIANA	896,275
IOWA	629,951
KANSAS	747,265
KENTUCKY	685,963
LOUISIANA	745,424
MAINE	516,470
MARYLAND	682,276
MASSACHUSETTS	754,719
MICHIGAN	1,385,042
MINNESOTA	1,024,540
MISSISSIPPI	575,737
MISSOURI	1,020,803
MONTANA	889,339
N. MARIANA ISLANDS	129,118

---

NEBRASKA	609,591
NEVADA	881,167
NEW HAMPSHIRE	516,470
NEW JERSEY	995,954
NEW MEXICO	870,134
NEW YORK	2,364,738
NORTH CAROLINA	1,315,186
NORTH DAKOTA	516,470
OHIO	1,472,114
OKLAHOMA	778,944
OREGON	931,973
PENNSYLVANIA	1,619,847
PUERTO RICO	258,235
RHODE ISLAND	516,470
SOUTH CAROLINA	667,570
SOUTH DAKOTA	516,470
TENNESSEE	913,027
TEXAS	2,582,350
UTAH	751,506
VERMONT	516,470
VIRGIN ISLANDS	129,118
VIRGINIA	1,084,457
WASHINGTON	1,092,107
WEST VIRGINIA	516,470
WISCONSIN	915,889
WYOMING	581,335

---

**TOTAL****\$51,647,000**

**Table 2**  
**U.S. FISH AND WILDLIFE SERVICE**  
**ESTIMATED APPORTIONMENT OF STATE WILDLIFE GRANTS**  
**FOR FISCAL YEAR 2019**  
**CFDA: 15.634**

<b>STATE</b>	<b>State Wildlife - 5620 (65/35 Match)</b>
ALABAMA	\$480,861
ALASKA	1,564,300
AMERICAN SAMOA	78,215
ARIZONA	787,543
ARKANSAS	363,059
CALIFORNIA	1,564,300
COLORADO	666,046
CONNECTICUT	312,860
DELAWARE	312,860
DISTRICT OF COLUMBIA	156,430
FLORIDA	1,426,347
GEORGIA	826,861
GUAM	78,215
HAWAII	312,860
IDAHO	372,291
ILLINOIS	1,025,272
INDIANA	542,933
IOWA	381,603
KANSAS	452,668
KENTUCKY	415,533
LOUISIANA	451,553
MAINE	312,860
MARYLAND	413,300
MASSACHUSETTS	457,183
MICHIGAN	839,011
MINNESOTA	620,632
MISSISSIPPI	348,762
MISSOURI	618,368
MONTANA	538,732
N. MARIANA ISLANDS	78,215

---

NEBRASKA	369,270
NEVADA	533,781
NEW HAMPSHIRE	312,860
NEW JERSEY	603,315
NEW MEXICO	527,098
NEW YORK	1,432,478
NORTH CAROLINA	796,695
NORTH DAKOTA	312,860
OHIO	891,757
OKLAHOMA	471,858
OREGON	564,557
PENNSYLVANIA	981,249
PUERTO RICO	156,430
RHODE ISLAND	312,860
SOUTH CAROLINA	404,391
SOUTH DAKOTA	312,860
TENNESSEE	553,081
TEXAS	1,564,300
UTAH	455,237
VERMONT	312,860
VIRGIN ISLANDS	78,215
VIRGINIA	656,927
WASHINGTON	661,561
WEST VIRGINIA	312,860
WISCONSIN	554,815
WYOMING	352,153

---

**TOTAL** **\$31,286,000**





<b>Standard Form 300</b>			
<b>DEPARTMENT OF THE INTERIOR FISH AND WILDLIFE SERVICE STATE AND TRIBAL WILDLIFE GRANTS</b>			
<b>Program and Financing (in millions of dollars)</b>	<b>2017</b>	<b>2018</b>	<b>2019</b>
<b>Identification Code 010-18-14-5474</b>	<b>Actual</b>	<b>Estimate</b>	<b>Estimate</b>
<b>Combined Schedule (X)</b>			
<b>Obligations by program activity:</b>			
0001 State wildlife grants	53	54	50
0002 State competitive grants	8	7	1
0003 Tribal Wildlife Grants	2	5	1
0004 Administration	4	4	4
0900 Total new obligations, unexpired accounts	67	70	56
<b>Budgetary resources:</b>			
Unobligated balance:			
1000 Unobligated balance brought forward, Oct 1	43	43	39
1021 Recoveries of prior year unpaid obligations	4	4	4
1050 Unobligated balance (total)	47	47	43
Budget authority:			
Appropriations, discretionary:			
1100 Appropriation	63	62	31
1160 Appropriation, discretionary (total)	63	62	31
1930 Total budgetary resources available	110	109	74
Memorandum (non-add) entries:			
1941 Unexpired unobligated balance, end of year	43	39	18
<b>Change in obligated balance:</b>			
Unpaid obligations:			
3000 Unpaid obligations, brought forward, Oct 1	120	122	114
3010 New obligations, unexpired accounts	67	70	56
3020 Outlays (gross)	-61	-74	-67
3040 Recoveries of prior year unpaid obligations, unexpired	-4	-4	-4
3050 Unpaid obligations, end of year	122	114	99
Memorandum (non-add) entries:			
3100 Obligated balance, start of year	120	122	114
3200 Obligated balance, end of year	122	114	99
<b>Budget authority and outlays, net:</b>			
Discretionary:			
4000 Budget authority, gross	63	62	31
Outlays, gross:			
4010 Outlays from new discretionary authority	13	13	6
4011 Outlays from discretionary balances	48	61	61
4020 Outlays, gross (total)	61	74	67
4070 Budget authority, net (discretionary)	63	62	31
4080 Outlays, net (discretionary)	61	74	67
4180 Budget authority, net (total)	63	62	31
4190 Outlays, net (total)	61	74	67

<b>Standard Form 300</b>			
<b>DEPARTMENT OF THE INTERIOR FISH AND WILDLIFE SERVICE STATE AND TRIBAL WILDLIFE GRANTS</b>			
<b>Program and Financing (in millions of dollars)</b>	<b>2017</b>	<b>2018</b>	<b>2019</b>
<b>Identification Code 010-18-14-5474</b>	<b>Actual</b>	<b>Estimate</b>	<b>Estimate</b>
<b>Object Classification (O)</b>			
<b>Direct obligations:</b>			
11.1 Full-time permanent	2	2	1
12.1 Civilian personnel benefits	1	1	1
25.2 Other services from non-Federal sources	1	1	1
41.0 Grants, subsidies, and contributions	63	66	53
99.9 Total new obligations, unexpired accounts	67	70	56
<b>Employment Summary (Q)</b>			
1001 Direct civilian full-time equivalent employment	20	19	12

This page intentionally left blank.

# Federal Aid in Sport Fish Restoration





## Appropriation Language

The Dingell-Johnson Sport Fish Restoration account does not require appropriations language because there is permanent authority, established August 31, 1951, (65 Stat. 262), to use the receipts deposited into the Trust Fund in the fiscal year following their collection.

## Applicable Statutes

**The Federal Aid in Sport Fish Restoration Act of 1950**, now referred to as the *Dingell-Johnson Sport Fish Restoration Act* (16 U.S.C. 777 et seq.), as amended by the Deficit Reduction and Control Act of 1984 (P.L. 98-369), the *Surface Transportation and Uniform Relocation Act of 1987* (P.L. 100-17), the *Coast Guard Authorization Act of 1987* (P.L. 100-448), the *Transportation Equity Act for the 21<sup>st</sup> Century* (P.L. 105-178), the *Wildlife and Sport Fish Restoration Programs Improvement Act of 2000* (P.L. 106-408), the *Surface Transportation Act of 2003* (P.L. 108-88), SAFETEA-LU, and the *Fixing America's Surface Transportation (FAST) Act* (P.L. 114-94), which expires in Fiscal Year 2021, authorizes assistance to the 50 States, the District of Columbia, the Commonwealths of Puerto Rico and the Northern Mariana Islands, and the Territories of American Samoa, Guam, and the U.S. Virgin Islands to carry out projects to restore, enhance, and manage sport fishery resources. In addition to sport fishery projects, these acts allow for the development and maintenance of boating access facilities and aquatic education programs.

**The Appropriations Act of August 31, 1951**, (P.L. 82-136, 65 Stat. 262), authorizes receipts from excise taxes on fishing equipment to be deposited into the Sport Fish Restoration and Boating Trust Fund, established as a permanent, indefinite appropriation. Receipts and interest distributed to the Sport Fish Restoration and Boating Trust Fund are available for use and distribution by the U.S. Fish and Wildlife Service (Service) to States in the fiscal year following collection.

**The Coastal Wetlands Planning, Protection and Restoration Act of 1990**, (16 U.S.C. 3951 et. seq.), provides for three Federal grant programs for the acquisition, restoration, management, and enhancement of coastal wetlands in coastal States. A coastal State means a State of the United States, bordering on the Atlantic, Pacific, or Arctic Ocean, the Gulf of Mexico, Long Island Sound, or one or more of the Great Lakes, the Commonwealths of Puerto Rico and the Northern Mariana Islands, the territories of American Samoa, Guam, and the U.S. Virgin Islands, and the Trust Territories of the Pacific Islands. The Service administers two of the three grant programs that this Act provides funding for, including the National Coastal Wetlands Conservation Grant Program and the North American Wetlands Conservation Grant Program. The latter program receives funds from other sources, as well as from the Dingell-Johnson Sport Fish Restoration program. The U.S. Army Corps of Engineers administers the third grant program that receives funding because of this Act. It also requires the Service to update and digitize wetlands maps in Texas and assess the status, condition, and trends of wetlands in Texas, and provides permanent authorization for coastal wetlands conservation grants and North American Wetlands Conservation projects. The *Fixing America's Surface Transportation (FAST) Act* (P.L. 114-94), authorizes funding for the Coastal Wetlands Planning, Protection and Restoration Act through Fiscal Year 2021.

**The Clean Vessel Act of 1992**, (16 U.S.C. 777c), Section 5604, authorizes the Secretary of the Interior to provide grants to the 50 States, the District of Columbia, the Commonwealths of Puerto Rico and the Northern Mariana Islands, and the Territories of American Samoa, Guam, and the U.S. Virgin Islands for the construction, renovation, operation, and maintenance of sewage pumpout stations and dump stations, as well as for educational programs designed to inform boaters about the importance of proper disposal of their onboard sewage. Section 5604 also amended the *Dingell-Johnson Sport Fish Restoration Act* to provide for the transfer of funds out of the Sport Fish Restoration and Boating Trust Fund for use by the Secretary of Homeland Security (U.S. Coast Guard) to fund State recreational boating safety programs. The *Fixing America's Surface Transportation (FAST) Act* (P.L. 114-94) authorizes funding for the Clean Vessel Act of 1992 and boating infrastructure improvement through Fiscal Year 2021.

**The Sportfishing and Boating Safety Act of 1998**, (16 U.S.C. 777c-777g), authorizes the Secretary of the Interior to develop national outreach plans to promote safe fishing and boating, and to promote conservation of aquatic resources through grants and contracts with States and private entities. The Act contains provisions for transferring funds to the U.S. Coast Guard for State recreational boating safety programs. In addition, it authorizes the Secretary of the Interior to provide funds to the 50 States, the District of Columbia, the Commonwealths of Puerto Rico and the Northern Mariana Islands, and the Territories of American Samoa, Guam, and the U.S. Virgin Islands to construct, renovate, and maintain tie-up facilities with features for transient boaters in vessels 26 feet or more in length, and to produce and distribute information and educational materials under the Boating Infrastructure Grant program. The *Fixing America's Surface Transportation (FAST) Act* (P.L. 114-94) authorizes funding for boating infrastructure improvement through Fiscal Year 2021.

**The Wildlife and Sport Fish Restoration Programs Improvement Act of 2000**, (P.L. 106-408) amends the Pittman-Robertson Wildlife Restoration Act and the Dingell-Johnson Sport Fish Restoration Act. It authorizes the Secretary of the Interior to provide funding under the Multistate Conservation Grant Program for wildlife and sport fish restoration projects identified as priority projects by the Association of Fish and Wildlife Agencies. These high priority projects address problems affecting States on a regional or national basis. It also provides \$200,000 each to the Atlantic States Marine Fisheries Commission, the Gulf States Marine Fisheries Commission, the Pacific States Marine Fisheries Commission, and the Great Lakes Fisheries Commission; and \$400,000 to the Sport Fishing and Boating Partnership Council. The Act provides 12 allowable cost categories for administration of the Act.

**The Safe, Accountable, Flexible, Efficient Transportation Equity Act: A Legacy for Users of August 10, 2005** (P.L. 109-59) made several changes to the Dingell-Johnson Sport Fish Restoration Act. SAFETEA-LU changed the distribution of Sport Fish Restoration receipts from amounts primarily specified in law to a percentage-based distribution. The Act extends program authorizations for Clean Vessel Act grants, Boating Infrastructure grants, and the National Outreach and Communications program through FY 2009, and it extends the authority to use Sport Fish Restoration receipts for the U.S. Coast Guard's State Recreational Boating Safety Program through FY 2009. The Act authorizes the expenditure of remaining balances in the old Boat Safety Account through FY 2010, for Sport Fish Restoration and State recreational boating safety programs and redirected 4.8 cents per gallon of certain fuels from the general account of the Treasury to the Sport Fish Restoration and Boating Trust Fund.

**The Fixing America's Surface Transportation (FAST) Act** (P.L. 114-94, December 4, 2015) changes several sections of the Dingell-Johnson Sport Fish Restoration Act. It amends Sections 3 and 4 of the Federal Aid in Sport Fish Restoration Act (16 U.S.C. 777b and 16 U.S.C. 777c), changing the funding distribution percentages and extends funding authorizations for Coastal Wetlands Planning, Protection, and Restoration Act, Boating Infrastructure Improvement (combining funding for the Clean Vessel Act of 1992 and the Boating Infrastructure Grants), and the National Outreach and Communications program through Fiscal Year 2021.



**Appropriation: Dingell-Johnson Sport Fish Restoration**

		2017 Actual	2018 Estimate	2019				Change from 2018 (+/-)
				Fixed Costs (+/-)	Internal Transfer s (+/-)	Program Changes (+/-)	Budget Request	
Payments to States	(\$000)	349,550	352,672	0	0	+24,434	377,107	+24,434
Administration	(\$000)	10,931	11,211	0	0	+968	12,179	+968
Boating Infrastructure Improvement	(\$000)	[24,308]	[24,525]	0	0	[+1,697]	[26,222]	[+1,697]
- Clean Vessel	(\$000)	12,154	12,263	0	0	+848	13,111	+848
- Boating Infrastructure Grant Program	(\$000)	12,154	12,262	0	0	+849	13,111	+849
National Outreach	(\$000)	12,154	12,263	0	0	+848	13,111	+848
Multistate Conservation Grant Program	(\$000)	2,997	3,009	0	0	+189	3,198	+189
Coastal Wetlands	(\$000)	17,022	17,173	0	0	+1,189	18,362	+1,189
Fishery Commissions	(\$000)	799	802	0	0	+51	853	+51
Sport Fishing & Boating Partnership Council	(\$000)	400	401	0	0	+25	426	+25
<b>Subtotal</b>	(\$000)	<b>418,161</b>	<b>422,058</b>	<b>0</b>	<b>0</b>	<b>+29,401</b>	<b>451,458</b>	<b>+29,401</b>
	<i>FTE</i>	<b>58</b>	<b>53</b>			<b>-1</b>	<b>52</b>	<b>-1</b>
North American Wetlands	(\$000)	17,022	17,173	0	0	+1,189	18,362	+1,189
	<i>FTE</i>	5	5	0	0	0	5	0
<b>TOTAL, Sport Fish</b>	(\$000)	<b>435,183</b>	<b>439,229</b>	<b>0</b>	<b>0</b>	<b>+30,588</b>	<b>469,820</b>	<b>+30,588</b>
	<i>FTE</i>	<b>63</b>	<b>58</b>			<b>-1</b>	<b>57</b>	<b>-1</b>

The 2017 and 2018 amounts include sequestration in accordance with section 251A of the BBDECA, 2 U.S.C. 901a. In addition, the amounts in 2017, 2018, and 2019 include amounts previously sequestered, which are now available in accordance with said Act.

The Sport Fish Restoration program provides Federal aid to State fish, wildlife, and boating agencies for the management and restoration of fish having material value in connection with sport or recreation. For 67 years this stable source of funding has been critical to the recovery of many of the nation’s sport fish species. The Dingell-Johnson Sport Fish Restoration Act programs have expanded over time through a series of Congressional actions and now encompass several grant programs that address increased conservation and recreation needs of States, the District of Columbia, commonwealths, and territorial governments. Partner agencies, within set program boundaries, determine the best use of these Federal funds to meet these needs. The various programs enhance the nation’s sport fish resources in both fresh and salt waters. They also provide funding for projects that improve and manage aquatic habitats, protect and conserve coastal wetlands, and provide important infrastructure for recreational boaters. Through administering these programs, the Service helps to create and maintain strong conservation stewardship by supporting local communities in sustainably utilizing natural resources.



*High school students bass fishing. Credit: New Hampshire Fish and Game Department*

The economic impacts of boating and sport fishing in the U.S are considerable. According to the National Marine Manufacturers Association’s 2012 *Boating Economic Impact Study*, the total annual economic impact of boating is \$121.5 billion, supporting 963,818 jobs and 34,833 businesses. According to

the 2016 *National Survey of Fishing, Hunting and Wildlife-Associated Recreation*, America's anglers generated over \$46.1 billion in retail sales.

**Budget Estimate**

---

The 2019 budget estimate for the Dingell-Johnson Sport Fish Restoration Act programs is \$469,820,000 and 57 FTE. The estimate is based on current law projections provided by the Department of the Treasury's Office of Tax Analysis.

Table 1

**U.S. FISH AND WILDLIFE SERVICE  
ESTIMATED APPORTIONMENT OF DINGELL-JOHNSON  
SPORT FISH RESTORATION FUNDS**

<u>STATE</u>	<u>FY 2018</u>	<u>FY 2019</u>
ALABAMA	\$6,146,495	\$6,180,946
ALASKA	\$17,595,869	\$17,694,493
AMERICAN SAMOA	\$1,173,058	\$1,179,633
ARIZONA	\$7,310,431	\$7,351,405
ARKANSAS	\$5,332,944	\$5,362,835
CALIFORNIA	\$16,687,017	\$16,780,547
COLORADO	\$9,009,283	\$9,059,780
CONNECTICUT	\$3,519,174	\$3,538,899
DELAWARE	\$3,519,174	\$3,538,899
DISTRICT OF COLUMBIA	\$1,173,058	\$1,179,633
FLORIDA	\$12,167,291	\$12,235,487
GEORGIA	\$7,790,928	\$7,834,595
GUAM	\$1,173,058	\$1,179,633
HAWAII	\$3,519,174	\$3,538,899
IDAHO	\$6,356,717	\$6,392,346
ILLINOIS	\$6,678,118	\$6,715,549
INDIANA	\$4,660,915	\$4,687,039
IOWA	\$4,566,470	\$4,592,064
KANSAS	\$5,021,082	\$5,049,224
KENTUCKY	\$5,314,709	\$5,344,498
LOUISIANA	\$6,820,988	\$6,859,219
MAINE	\$3,519,174	\$3,538,899
MARYLAND	\$3,519,174	\$3,538,899
MASSACHUSETTS	\$3,519,174	\$3,538,899
MICHIGAN	\$10,694,454	\$10,754,396
MINNESOTA	\$12,516,355	\$12,586,508
MISSISSIPPI	\$3,996,986	\$4,019,389
MISSOURI	\$7,885,443	\$7,929,640
MONTANA	\$8,550,906	\$8,598,833
N. MARIANA ISLANDS	\$1,173,058	\$1,179,633
NEBRASKA	\$4,448,888	\$4,473,824
NEVADA	\$5,047,741	\$5,076,033
NEW HAMPSHIRE	\$3,519,174	\$3,538,899
NEW JERSEY	\$3,519,174	\$3,538,899
NEW MEXICO	\$6,156,125	\$6,190,630
NEW YORK	\$7,832,921	\$7,876,824
NORTH CAROLINA	\$10,313,854	\$10,371,663
NORTH DAKOTA	\$4,138,620	\$4,161,816
OHIO	\$7,076,842	\$7,116,507
OKLAHOMA	\$7,179,528	\$7,219,768
OREGON	\$7,913,820	\$7,958,177
PENNSYLVANIA	\$8,523,176	\$8,570,948

**SPORT FISH RESTORATION****FY 2019 BUDGET JUSTIFICATION**

<b><u>STATE</u></b>	<b><u>FY 2018</u></b>	<b><u>FY 2019</u></b>
PUERTO RICO	\$3,519,174	\$3,538,899
RHODE ISLAND	\$3,519,174	\$3,538,899
SOUTH CAROLINA	\$5,020,641	\$5,048,782
SOUTH DAKOTA	\$4,479,021	\$4,504,125
TENNESSEE	\$7,560,698	\$7,603,075
TEXAS	\$17,595,869	\$17,694,493
UTAH	\$6,428,959	\$6,464,993
VERMONT	\$3,519,174	\$3,538,899
VIRGIN ISLANDS	\$1,173,058	\$1,179,633
VIRGINIA	\$5,144,344	\$5,173,178
WASHINGTON	\$7,159,364	\$7,199,491
WEST VIRGINIA	\$3,519,174	\$3,538,899
WISCONSIN	\$11,430,383	\$11,494,449
WYOMING	\$5,267,811	\$5,297,337
<b>TOTAL</b>	<b>\$351,917,385</b>	<b>\$353,889,852</b>

Table 2

## FY 2017 Clean Vessel Act Grant Program Awards

State	Coastal/Inland	Federal Share
Alabama	Coastal	\$ 197,587.00
Alabama	Inland	\$ 68,274.00
Arkansas	Inland	\$ 867,454.00
California	Coastal	\$ 851,213.00
California	Inland	\$ 1,342,500.00
Connecticut	Coastal	\$ 1,396,384.00
Connecticut	Inland	\$ 52,196.00
Florida	Coastal	\$ 1,314,655.00
Florida	Inland	\$ 502,109.00
Georgia	Inland	\$ 82,281.00
Idaho	Inland	\$ 30,000.00
Maine	Coastal	\$ 405,280.00
Massachusetts	Coastal	\$ 788,903.00
Michigan	Coastal	\$ 266,864.00
Michigan	Inland	\$ 48,000.00
New Hampshire	Coastal	\$ 110,403.00
New Hampshire	Inland	\$ 51,718.00
North Carolina	Coastal	\$ 115,641.00
North Carolina	Inland	\$ 52,132.00
Ohio	Coastal	\$ 383,631.00
Ohio	Inland	\$ 9,601.00
Oregon	Coastal	\$ 646,179.00
Oregon	Inland	\$ 805,959.00
South Carolina	Coastal	\$ 901,464.00
South Carolina	Inland	\$ 484,931.00
Tennessee	Inland	\$ 392,539.00
Vermont	Inland	\$ 97,966.00
Virginia	Coastal	\$ 322,190.00
Virginia	Inland	\$ 93,907.00
Washington	Coastal	\$ 1,458,446.00
Washington	Inland	\$ 1,075,319.00
Wisconsin	Coastal	\$ 175,841.00
Wisconsin	Inland	\$ 50,000.00
	<b>Total</b>	<b>\$ 15,441,567.00</b>

Table 3

## FY 2017 Boating Infrastructure Grant Program – Tier 1 Awards

State/Territory	Federal Share
Alabama	\$ 200,000.00
Arizona	\$ 200,000.00
Connecticut	\$ 123,170.00
Delaware	\$ 200,000.00
District of Columbia	\$ 199,995.00
Georgia	\$ 77,761.00
Guam	\$ 200,000.00
Idaho	\$ 200,000.00
Indiana	\$ 76,161.00
Iowa	\$ 200,000.00
Kentucky	\$ 165,000.00
Maine	\$ 200,000.00
Massachusetts	\$ 193,319.00
Michigan	\$ 200,000.00
New Jersey	\$ 200,000.00
New York	\$ 118,624.00
North Carolina	\$ 149,723.00
Ohio	\$ 200,000.00
Oklahoma	\$ 200,000.00
Oregon	\$ 200,000.00
Pennsylvania	\$ 100,000.00
Rhode Island	\$ 200,000.00
South Carolina	\$ 200,000.00
Tennessee	\$ 200,000.00
Texas	\$ 200,000.00
Vermont	\$ 200,000.00
Virginia	\$ 189,877.00
Washington	\$ 199,661.00
Wisconsin	\$ 200,000.00
<b>Total</b>	<b>\$ 5,193,291.00</b>

Table 4

## FY 2017 Boating Infrastructure Grant Program – Tier 2 Awards

State	Project Title	Federal Share
California	San Pedro Public Market Docks	\$ 1,500,000.00
Maine	Spring Point Marina	\$ 843,405.00
Maine	Yachting Solutions	\$ 1,046,760.00
Michigan	Ottawa Beach Marina	\$ 642,917.00
South Carolina	Georgetown Landing Marina	\$ 117,268.00
South Carolina	Harbourage (Ashley) Marina	\$ 1,085,543.00
South Carolina	Melrose Landing Marina	\$ 679,701.00
Texas	Rockport Marina	\$ 1,500,000.00
Washington	Fisherman's Harbor Dock Walk	\$ 1,499,328.00
Washington	Port of Friday Harbor Moorage	\$ 634,882.00
	<b>Total</b>	<b>\$ 9,549,804.00</b>

Table 5

## FY 2017 National Coastal Wetlands Conservation Grant Program Awards

State	Project Title	Federal Share
CA	Bel Marin Keys Wetland Restoration Project	\$1,000,000.00
CA	Martin Slough Restoration	\$1,000,000.00
CA	Newland Marsh Protection	\$1,000,000.00
GA	Musgrove Plantation Acquisition Phase 3	\$1,000,000.00
GA	Sansavilla Acquisition Phase 4	\$1,000,000.00
GA	Satilla Blackwater Phase 1	\$1,000,000.00
MA	Ocean View Farm - Allens Pond Marshes Wetland	\$1,000,000.00
MA	South Shore Wetland Ecosystem Protection Project	\$1,000,000.00
ME	Surry Coastal Ecosystem Project	\$532,812.00
NC	Texas Plantation Protection and Wetlands Project	\$1,000,000.00
NH	Great Bay Estuary - Stonehouse Forest Coastal Wetlands	\$1,000,000.00
NJ	Cape May Delaware Bayshore Acquisition	\$1,000,000.00
TX	Settegast Coastal Heritage Preserve - Anchor Bay	\$1,000,000.00
WA	Barnum Point	\$1,000,000.00
WA	Dosewallips Floodplain and Estuary Restoration	\$402,117.00
WA	Grayland Acquisition	\$1,000,000.00
WA	Lower Henderson Inlet Habitat Acquisition	\$800,000.00
WA	Zis a Ba Estuary Restoration	\$511,496.00
WA	Zylstra Lake Acquisition	\$1,000,000.00
WI	Great Lake Alvar Wetland Protection - Red Banks	\$152,946.00
<b>Total</b>		<b>\$17,399,371.00</b>



Table 6

## FY 2017 North American Wetlands Conservation Act Grant Awards

Project Type	Number of Projects	NAWCA Grant	Matching Amount	Total Partner Amount	Total Acres
Canada Standard Grant	9	\$18,723,302	\$18,723,302	\$18,723,302	29,083
Mexico Standard Grant	8	\$2,280,779	\$6,215,092	\$6,215,092	24,581
U.S. Small Grant	38	\$3,664,308	\$10,967,071	\$10,967,071	22,702
U.S. Standard Grant	39	\$39,352,024	\$91,584,623	\$91,584,623	176,822
<b>TOTAL</b>	<b>94</b>	<b>\$64,020,413</b>	<b>\$127,490,088</b>	<b>\$127,490,088</b>	<b>253,188</b>

<b>Standard Form 300</b>			
<b>DEPARTMENT OF THE INTERIOR FISH AND WILDLIFE SERVICE SPORTFISH RESTORATION</b>			
<b>Program and Financing (in millions of dollars)</b>	<b>2017</b>	<b>2018</b>	<b>2019</b>
<b>Identification Code 010-18-14-8151</b>	<b>Actual</b>	<b>Estimate</b>	<b>Estimate</b>
<b>Combined Schedule (X)</b>			
<b>Obligations by program activity:</b>			
0001 Payments to States for sport fish restoration	374	390	410
0003 North American wetlands conservation grants	17	20	20
0004 Coastal wetlands conservation grants	19	19	19
0006 Administration	12	11	11
0007 National communication & outreach	12	12	12
0009 Multi-State conservation activities	3	3	3
0010 Marine Fisheries Commissions & Boating Council	1	1	1
0011 Boating Infrastructure Improvement	31	30	30
0900 Total new obligations, unexpired accounts	469	486	506
<b>Budgetary resources:</b>			
Unobligated balance:			
1000 Unobligated balance brought forward, Oct 1	189	191	189
1021 Recoveries of prior year unpaid obligations	36	45	45
1050 Unobligated balance (total)	225	236	234
Budget authority:			
Appropriations, mandatory:			
1201 Appropriation (special or trust fund)	614	632	636
1203 Appropriation (previously unavailable)	30	30	29
1220 Appropriations transferred to other accts [096-8333]	-74	-80	-80
1220 Appropriations transferred to other accts [070-8149]	-105	-114	-115
1232 Appropriations and/or unobligated balance of appropriations temporarily reduced	-30	-29	0
1260 Appropriations, mandatory (total)	435	439	470
1930 Total budgetary resources available	660	675	704
Memorandum (non-add) entries:			
1941 Unexpired unobligated balance, end of year	191	189	198
<b>Change in obligated balance:</b>			
Unpaid obligations:			
3000 Unpaid obligations, brought forward, Oct 1	509	496	472
3010 New obligations, unexpired accounts	469	486	506
3020 Outlays (gross)	-446	-465	-487
3040 Recoveries of prior year unpaid obligations, unexpired	-36	-45	-45
3050 Unpaid obligations, end of year	496	472	446
Memorandum (non-add) entries:			
3100 Obligated balance, start of year	509	496	472
3200 Obligated balance, end of year	496	472	446
<b>Budget authority and outlays, net:</b>			
Mandatory:			
4090 Budget authority, gross	435	439	470
Outlays, gross:			
4100 Outlays from new mandatory authority	131	140	141
4101 Outlays from mandatory balances	315	325	346
4110 Outlays, gross (total)	446	465	487
4160 Budget authority, net (mandatory)	435	439	470
4170 Outlays, net (mandatory)	446	465	487
4180 Budget authority, net (total)	435	439	470
4190 Outlays, net (total)	446	465	487

<b>Standard Form 300</b>			
<b>DEPARTMENT OF THE INTERIOR FISH AND WILDLIFE SERVICE SPORTFISH RESTORATION</b>			
<b>Program and Financing (in millions of dollars)</b>	<b>2017</b>	<b>2018</b>	<b>2019</b>
<b>Identification Code 010-18-14-8151</b>	<b>Actual</b>	<b>Estimate</b>	<b>Estimate</b>
<b>Object Classification (O)</b>			
<b>Direct obligations:</b>			
11.1 Full-time permanent	6	6	6
12.1 Civilian personnel benefits	2	2	2
23.1 Rental payments to GSA	1	1	1
25.1 Advisory and assistance services	1	1	1
25.2 Other services from non-Federal sources	1	1	1
25.3 Other goods and services from Federal sources	3	3	3
41.0 Grants, subsidies, and contributions	455	472	492
99.9 Total new obligations, unexpired accounts	469	486	506
<b>Employment Summary (Q)</b>			
1001 Direct civilian full-time equivalent employment	63	58	57

This page intentionally left blank.

# Federal Aid in Wildlife Restoration





## Appropriations Language

The Wildlife Restoration Account does not require appropriations language because there is permanent authority, established September 6, 1950, (64 Stat. 693), to use the receipts in the account in the fiscal year following their collection.

## Authorizing Statutes

**Federal Aid in Wildlife Restoration Act of 1937**, now referred to as *The Pittman-Robertson Wildlife Restoration Act*, as amended (16 U.S.C. 669-669k), provides Federal assistance to the 50 States; the Commonwealths of Puerto Rico and the Northern Mariana Islands; and the Territories of American Samoa, Guam, and the U.S. Virgin Islands for projects to restore, enhance, and manage wildlife resources, and to conduct State hunter education programs. The Act authorizes the collection of receipts for permanent-indefinite appropriation to the U.S. Fish and Wildlife Service for use in the fiscal year following collection. Funds not used by the States within two years revert to the Service for carrying out the provisions of the *Migratory Bird Conservation Act*. The Act also requires the Secretary of the Treasury to invest the portion of the fund not required for current year spending in interest-bearing obligations. The interest must be used for the North American Wetlands Conservations Act.

**The Appropriations Act of August 31, 1951**, (P.L. 82-136, 64 Stat. 693) authorizes receipts from excise taxes on selected hunting and sporting equipment to be deposited in the Wildlife Restoration Account, as a permanent, indefinite appropriation. Receipts and interest distributed to the Wildlife Restoration Account are made available for use by the U.S. Fish and Wildlife Service in the fiscal year following collection.

**The Wildlife and Sport Fish Restoration Programs Improvement Act of 2000**, (P.L. 106-408) amends *The Pittman-Robertson Wildlife Restoration Act* and authorizes the Secretary of the Interior to provide funding under the Multistate Conservation Grant Program for wildlife and sport fish restoration projects identified as priority projects by the Association of Fish and Wildlife Agencies. These high priority projects address problems affecting States on a regional or national basis. It also authorizes a Bow Hunter Education and Safety Program that provide grants to States.

**North American Wetlands Conservation Act of 1989**, (16 U.S.C. 4407) amends the Pittman-Robertson Wildlife Restoration Act and requires the Secretary of the Treasury to invest the portion of the Wildlife Restoration fund not required for current year spending in interest-bearing obligations to be available for wetlands conservation projects.

**Appropriation: Pittman-Robertson Wildlife Restoration**

		2017 Actual	2018 Estimate	2019			Change from 2018 (+/-)	
				Fixed Costs (+/-)	Internal Trans- fers (+/-)	Program Changes (+/-)		Budget Request
Payments to States	(\$000)	759,398	789,035	0	0	+89,549	878,584	+89,549
Hunter Education & Safety Grants	(\$000)	7,992	8,024	0	0	+504	8,528	+504
Multistate Conservation Grants	(\$000)	2,997	3,009	0	0	+189	3,198	+189
Administration	(\$000)	10,931	11,211	0	0	+968	12,179	+968
<b>Subtotal (\$000)</b>	(\$000)	<b>781,318</b>	<b>811,279</b>	<b>0</b>	<b>0</b>	<b>+91,210</b>	<b>902,489</b>	<b>+91,210</b>
	<i>FTE</i>	<b>53</b>	<b>52</b>	<b>0</b>	<b>0</b>	<b>+0</b>	<b>51</b>	<b>+0</b>
Interest – NAWCF	(\$000)	5,457	5,983	0	0	+413	6,396	+413
	<i>FTE</i>							
<b>TOTAL, Pittman-Robertson Wildlife Restoration</b>	(\$000)	<b>786,775</b>	<b>817,262</b>	<b>0</b>	<b>0</b>	<b>+91,623</b>	<b>908,885</b>	<b>+91,623</b>
	<i>FTE</i>	<b>53</b>	<b>57</b>	<b>0</b>	<b>0</b>	<b>-1</b>	<b>56</b>	<b>-1</b>

The 2017 and 2018 amounts include sequestration in accordance with section 251A of the BBDECA, 2 U.S.C. 901a. In addition, the amounts in 2017, 2018, and 2019 include amounts previously sequestered, which are now available in accordance with said Act.

In 1937, Congress passed the Pittman-Robertson Wildlife Restoration Act, authorizing the appropriation of funds from an excise tax on sporting arms and ammunition to the Secretary of the Interior for apportionment to States on a formula basis. The accompanying Service-administered grant programs, including Section 4(c) Hunter Education and Safety program (Basic Hunter Education) and Section 10 Enhanced Firearm and Bow Hunter Education and Safety Program (Enhanced Hunter Education), are key components of the nation's cooperative conservation efforts for wildlife and their habitats. Through administering these programs, the Service helps to create and maintain strong conservation stewardship, supporting local communities in sustainably utilizing natural resources. Since 1937, the Pittman-Robertson Wildlife Restoration Program has contributed \$10.7 billion to restore, conserve, manage, and enhance wild bird and mammal populations; acquire and manage wildlife habitats; provide public uses that benefit from wildlife resources; educate hunters on conservation ethics and safety; and construct, operate, and manage recreational firearm shooting and archery ranges.



*A California mountain lion.  
Credit: California Department of  
Fish and Game*

The economic impacts of hunting and recreational shooting in the U.S. are considerable. According to the 2014 National Shooting Sports Foundation's report, *The Economic Impact of Hunting and Target Shooting in America*, hunters and target shooters' spending contributes \$110 billion annually to U.S. economy, including \$48 billion in annual sales, helping to generate 866,000 jobs to support these activities.

**Budget Estimate**



The 2019 budget estimate for the Pittman-Robertson Wildlife Restoration program is \$908,885,000 and 56 FTE. The estimate is based on current law projections provided by the Department of the Treasury’s Office of Tax Analysis.

<b>U.S. FISH AND WILDLIFE SERVICE ESTIMATED APPORTIONMENT OF PITTMAN-ROBERTSON WILDLIFE RESTORATION FUNDS FOR FISCAL YEAR 2018</b>				
	<b>WILDLIFE</b>	<b>HUNTER EDUCATION</b>		
	<b>FUNDS-5220</b>	<b>SEC 4(c) FUNDS-5210</b>	<b>ENHANCED FUNDS-5230</b>	
<b><u>STATE</u></b>	<b><u>CFDA: 15.611</u></b>	<b><u>CFDA: 15.611</u></b>	<b><u>CFDA: 15.626</u></b>	<b><u>TOTAL</u></b>
ALABAMA	\$15,821,008	\$3,449,964	\$181,735	\$19,452,708
ALASKA	\$31,850,507	\$1,520,194	\$80,080	\$33,450,781
AMERICAN SAMOA	\$1,061,684	\$253,366	\$13,347	\$1,328,396
ARIZONA	\$17,669,979	\$4,560,582	\$240,240	\$22,470,801
ARKANSAS	\$11,913,038	\$1,520,194	\$80,080	\$13,513,311
CALIFORNIA	\$21,330,002	\$4,560,582	\$240,240	\$26,130,824
COLORADO	\$16,013,264	\$3,630,022	\$191,220	\$19,834,506
CONNECTICUT	\$3,185,051	\$2,579,746	\$135,895	\$5,900,691
DELAWARE	\$3,185,051	\$1,520,194	\$80,080	\$4,785,325
DISTRICT OF COLUMBIA	\$0	\$0	\$0	\$0
FLORIDA	\$9,581,492	\$4,560,582	\$240,240	\$14,382,313
GEORGIA	\$17,938,409	\$4,560,582	\$240,240	\$22,739,231
GUAM	\$1,061,684	\$253,366	\$13,347	\$1,328,396
HAWAII	\$3,185,051	\$1,520,194	\$80,080	\$4,785,325
IDAHO	\$13,653,009	\$1,520,194	\$80,080	\$15,253,282
ILLINOIS	\$11,722,842	\$4,560,582	\$240,240	\$16,523,664
INDIANA	\$8,871,636	\$4,560,582	\$240,240	\$13,672,458
IOWA	\$10,297,678	\$1,520,194	\$80,080	\$11,897,952
KANSAS	\$12,977,979	\$1,520,194	\$80,080	\$14,578,253
KENTUCKY	\$10,891,169	\$3,132,110	\$164,992	\$14,188,271
LOUISIANA	\$12,431,621	\$3,272,141	\$172,368	\$15,876,130
MAINE	\$6,529,004	\$1,520,194	\$80,080	\$8,129,278
MARYLAND	\$3,447,683	\$4,167,290	\$219,522	\$7,834,496
MASSACHUSETTS	\$3,185,051	\$4,560,582	\$240,240	\$7,985,872
MICHIGAN	\$19,842,062	\$4,560,582	\$240,240	\$24,642,884
MINNESOTA	\$19,387,376	\$3,828,318	\$201,666	\$23,417,360

MISSISSIPPI	\$10,558,261	\$1,520,194	\$80,080	\$12,158,535
MISSOURI	\$16,656,194	\$4,322,745	\$227,711	\$21,206,651
MONTANA	\$19,333,972	\$1,520,194	\$80,080	\$20,934,245
	<b>WILDLIFE</b>	<b>HUNTER EDUCATION</b>		
	<b>FUNDS-5220</b>	<b>SEC 4(c) FUNDS-5210</b>	<b>ENHANCED FUNDS-5230</b>	
<b><u>STATE</u></b>	<b><u>CFDA: 15.611</u></b>	<b><u>CFDA: 15.611</u></b>	<b><u>CFDA: 15.626</u></b>	<b><u>TOTAL</u></b>
N. MARIANA ISLANDS	\$1,061,684	\$253,366	\$13,347	\$1,328,396
NEBRASKA	\$11,120,020	\$1,520,194	\$80,080	\$12,720,294
NEVADA	\$12,340,566	\$1,520,194	\$80,080	\$13,940,840
NEW HAMPSHIRE	\$3,185,051	\$1,520,194	\$80,080	\$4,785,325
NEW JERSEY	\$3,185,051	\$4,560,582	\$240,240	\$7,985,872
NEW MEXICO	\$14,134,846	\$1,520,194	\$80,080	\$15,735,120
NEW YORK	\$16,031,942	\$4,560,582	\$240,240	\$20,832,763
NORTH CAROLINA	\$16,400,560	\$4,560,582	\$240,240	\$21,201,382
NORTH DAKOTA	\$9,772,425	\$1,520,194	\$80,080	\$11,372,699
OHIO	\$11,788,934	\$4,560,582	\$240,240	\$16,589,756
OKLAHOMA	\$15,345,953	\$2,707,686	\$142,634	\$18,196,273
OREGON	\$14,781,371	\$2,765,230	\$145,665	\$17,692,266
PENNSYLVANIA	\$23,654,758	\$4,560,582	\$240,240	\$28,455,580
PUERTO RICO	\$3,185,051	\$253,366	\$13,347	\$3,451,763
RHODE ISLAND	\$3,185,051	\$1,520,194	\$80,080	\$4,785,325
SOUTH CAROLINA	\$7,233,985	\$3,338,540	\$175,866	\$10,748,391
SOUTH DAKOTA	\$12,028,372	\$1,520,194	\$80,080	\$13,628,646
TENNESSEE	\$18,142,414	\$4,560,582	\$240,240	\$22,943,236
TEXAS	\$31,850,507	\$4,560,582	\$240,240	\$36,651,329
UTAH	\$12,858,926	\$1,520,194	\$80,080	\$14,459,200
VERMONT	\$3,185,051	\$1,520,194	\$80,080	\$4,785,325
VIRGIN ISLANDS	\$1,061,684	\$253,366	\$13,347	\$1,328,396
VIRGINIA	\$9,436,194	\$4,560,582	\$240,240	\$14,237,016
WASHINGTON	\$10,327,545	\$4,560,582	\$240,240	\$15,128,367
WEST VIRGINIA	\$6,691,099	\$1,520,194	\$80,080	\$8,291,373
WISCONSIN	\$19,218,053	\$4,104,808	\$216,231	\$23,539,092
WYOMING	\$12,221,291	\$1,520,194	\$80,080	\$13,821,565
<b>TOTAL</b>	<b>\$637,010,140</b>	<b>\$152,019,384</b>	<b>\$8,008,000</b>	<b>\$797,037,524</b>

<b>U.S. FISH AND WILDLIFE SERVICE ESTIMATED APPORTIONMENT OF PITTMAN-ROBERTSON WILDLIFE RESTORATION FUNDS FOR FISCAL YEAR 2019</b>				
	<b>WILDLIFE FUNDS-5220</b>	<b>HUNTER EDUCATION</b>		
		<b>SEC 4(c) FUNDS-5210</b>	<b>ENHANCED FUNDS-5230</b>	
<b><u>STATE</u></b>	<b><u>CFDA:</u> <b>15.611</b></b>	<b><u>CFDA:</u> <b>15.611</b></b>	<b><u>CFDA:</u> <b>15.626</b></b>	<b><u>TOTAL</u></b>
ALABAMA	\$16,579,755	\$3,608,384	\$181,554	\$20,369,693
ALASKA	\$33,378,000	\$1,590,000	\$80,000	\$35,048,000
AMERICAN SAMOA	\$1,112,600	\$265,000	\$13,333	\$1,390,933
ARIZONA	\$18,517,400	\$4,770,000	\$240,000	\$23,527,400
ARKANSAS	\$12,484,365	\$1,590,000	\$80,000	\$14,154,365
CALIFORNIA	\$22,352,951	\$4,770,000	\$240,000	\$27,362,951
COLORADO	\$16,781,231	\$3,796,709	\$191,029	\$20,768,970
CONNECTICUT	\$3,337,800	\$2,698,206	\$135,759	\$6,171,765
DELAWARE	\$3,337,800	\$1,590,000	\$80,000	\$5,007,800
DISTRICT OF COLUMBIA	\$0	\$0	\$0	\$0
FLORIDA	\$10,041,003	\$4,770,000	\$240,000	\$15,051,003
GEORGIA	\$18,798,703	\$4,770,000	\$240,000	\$23,808,703
GUAM	\$1,112,600	\$265,000	\$13,333	\$1,390,933
HAWAII	\$3,337,800	\$1,590,000	\$80,000	\$5,007,800
IDAHO	\$14,307,782	\$1,590,000	\$80,000	\$15,977,782
ILLINOIS	\$12,285,048	\$4,770,000	\$240,000	\$17,295,048
INDIANA	\$9,297,104	\$4,770,000	\$240,000	\$14,307,104
IOWA	\$10,791,536	\$1,590,000	\$80,000	\$12,461,536
KANSAS	\$13,600,379	\$1,590,000	\$80,000	\$15,270,379
KENTUCKY	\$11,413,490	\$3,275,934	\$164,827	\$14,854,251
LOUISIANA	\$13,027,819	\$3,422,395	\$172,196	\$16,622,410
MAINE	\$6,842,123	\$1,590,000	\$80,000	\$8,512,123
MARYLAND	\$3,613,028	\$4,358,649	\$219,303	\$8,190,980
MASSACHUSETTS	\$3,337,800	\$4,770,000	\$240,000	\$8,347,800
MICHIGAN	\$20,793,652	\$4,770,000	\$240,000	\$25,803,652
MINNESOTA	\$20,317,160	\$4,004,112	\$201,465	\$24,522,736
MISSISSIPPI	\$11,064,616	\$1,590,000	\$80,000	\$12,734,616
MISSOURI	\$17,454,995	\$4,521,243	\$227,484	\$22,203,722
MONTANA	\$20,261,194	\$1,590,000	\$80,000	\$21,931,194

N. MARIANA ISLANDS	\$1,112,600	\$265,000	\$13,333	\$1,390,933
--------------------	-------------	-----------	----------	-------------

	<b>WILDLIFE FUNDS-5220</b>	<b>HUNTER EDUCATION</b>		
		<b>SEC 4(c) FUNDS-5210</b>	<b>ENHANCED FUNDS-5230</b>	
<b>STATE</b>	<b>CFDA: 15.611</b>	<b>CFDA: 15.611</b>	<b>CFDA: 15.626</b>	<b>TOTAL</b>
NEBRASKA	\$11,653,317	\$1,590,000	\$80,000	\$13,323,317
NEVADA	\$12,932,397	\$1,590,000	\$80,000	\$14,602,397
NEW HAMPSHIRE	\$3,337,800	\$1,590,000	\$80,000	\$5,007,800
NEW JERSEY	\$3,337,800	\$4,770,000	\$240,000	\$8,347,800
NEW MEXICO	\$14,812,728	\$1,590,000	\$80,000	\$16,482,728
NEW YORK	\$16,800,805	\$4,770,000	\$240,000	\$21,810,805
NORTH CAROLINA	\$17,187,101	\$4,770,000	\$240,000	\$22,197,101
NORTH DAKOTA	\$10,241,093	\$1,590,000	\$80,000	\$11,911,093
OHIO	\$12,354,310	\$4,770,000	\$240,000	\$17,364,310
OKLAHOMA	\$16,081,917	\$2,832,021	\$142,492	\$19,056,430
OREGON	\$15,490,259	\$2,892,207	\$145,520	\$18,527,986
PENNSYLVANIA	\$24,789,198	\$4,770,000	\$240,000	\$29,799,198
PUERTO RICO	\$3,337,800	\$265,000	\$13,333	\$3,616,133
RHODE ISLAND	\$3,337,800	\$1,590,000	\$80,000	\$5,007,800
SOUTH CAROLINA	\$7,580,914	\$3,491,843	\$175,690	\$11,248,448
SOUTH DAKOTA	\$12,605,231	\$1,590,000	\$80,000	\$14,275,231
TENNESSEE	\$19,012,492	\$4,770,000	\$240,000	\$24,022,492
TEXAS	\$33,378,000	\$4,770,000	\$240,000	\$38,388,000
UTAH	\$13,475,617	\$1,590,000	\$80,000	\$15,145,617
VERMONT	\$3,337,800	\$1,590,000	\$80,000	\$5,007,800
VIRGIN ISLANDS	\$1,112,600	\$265,000	\$13,333	\$1,390,933
VIRGINIA	\$9,888,737	\$4,770,000	\$240,000	\$14,898,737
WASHINGTON	\$10,822,836	\$4,770,000	\$240,000	\$15,832,836
WEST VIRGINIA	\$7,011,993	\$1,590,000	\$80,000	\$8,681,993
WISCONSIN	\$20,139,717	\$4,293,297	\$216,015	\$24,649,029
WYOMING	\$12,807,402	\$1,590,000	\$80,000	\$14,477,402
<b>TOTAL</b>	<b>\$667,560,000</b>	<b>\$159,000,000</b>	<b>\$8,000,000</b>	<b>\$834,560,000</b>

<b>Standard Form 300</b>			
<b>DEPARTMENT OF THE INTERIOR FISH AND WILDLIFE SERVICE FEDERAL AID IN WILDLIFE RESTORATION</b>			
<b>Program and Financing (in millions of dollars)</b>	<b>2017</b>	<b>2018</b>	<b>2019</b>
<b>Identification Code 010-18-14-5029</b>	<b>Actual</b>	<b>Estimate</b>	<b>Estimate</b>
<b>Special and Trust Receipts (N)</b>			
0100 Balance, start of year	836	864	902
<b>Receipts:</b>			
1110 Excise Taxes, Federal Aid to Wildlife Restoration Fund [010-00-502930-0-000000]	810	849	871
1140 Earnings on Investments, Federal Aid to Wildlife Restoration Fund [010-00-502920-0-200403]	5	6	6
1999 Total receipts	815	855	877
2000 Total: Balances and receipts	1,651	1,719	1,779
<b>Appropriations:</b>			
2101 Federal Aid in Wildlife Restoration [010-18-5029-0-1201]	-793	-816	-855
2103 Federal Aid in Wildlife Restoration [010-18-5029-0-1203]	-49	-55	-54
2132 Federal Aid in Wildlife Restoration [010-18-5029-0-1202]	55	54	0
2999 Total appropriations	-787	-817	-909
5099 Balance, end of year	864	902	870

<b>Combined Schedule (X)</b>			
<b>Obligations by program activity:</b>			
0003 Multi-state conservation grant program	3	3	3
0004 Administration	11	11	11
0005 Wildlife restoration grants	797	841	897
0006 NAWCF (interest used for grants)	6	5	6
0007 Section 10 hunter education	8	8	8
0900 Total new obligations, unexpired accounts	825	868	926
<b>Budgetary resources:</b>			
Unobligated balance:			
1000 Unobligated balance brought forward, Oct 1	400	423	427
1021 Recoveries of prior year unpaid obligations	61	55	55
1050 Unobligated balance (total)	461	478	482
Budget authority:			
Appropriations, mandatory:			
1201 Appropriation (special or trust fund)	793	816	855
1203 Appropriation (previously unavailable)	49	55	54
1232 Appropriations and/or unobligated balance of appropriations temporarily reduced	-55	-54	0
1260 Appropriations, mandatory (total)	787	817	909
1930 Total budgetary resources available	1,248	1,295	1,391
Memorandum (non-add) entries:			
1941 Unexpired unobligated balance, end of year	423	427	465
<b>Change in obligated balance:</b>			
Unpaid obligations:			
3000 Unpaid obligations, brought forward, Oct 1	893	957	1,024
3010 New obligations, unexpired accounts	825	868	926
3020 Outlays (gross)	-700	-746	-852
3040 Recoveries of prior year unpaid obligations, unexpired	-61	-55	-55
3050 Unpaid obligations, end of year	957	1,024	1,043

<b>Standard Form 300</b>			
<b>DEPARTMENT OF THE INTERIOR FISH AND WILDLIFE SERVICE FEDERAL AID IN WILDLIFE RESTORATION</b>			
<b>Program and Financing (in millions of dollars)</b>	<b>2017</b>	<b>2018</b>	<b>2019</b>
<b>Identification Code 010-18-14-5029</b>	<b>Actual</b>	<b>Estimate</b>	<b>Estimate</b>
Memorandum (non-add) entries:			
3100 Obligated balance, start of year	893	957	1,024
3200 Obligated balance, end of year	957	1,024	1,043
<b><u>Budget authority and outlays, net:</u></b>			
Mandatory:			
4090 Budget authority, gross	787	817	909
Outlays, gross:			
4100 Outlays from new mandatory authority	197	218	228
4101 Outlays from mandatory balances	503	528	624
4110 Outlays, gross (total)	700	746	852
4160 Budget authority, net (mandatory)	787	817	909
4170 Outlays, net (mandatory)	700	746	852
4180 Budget authority, net (total)	787	817	909
4190 Outlays, net (total)	700	746	852

<b>Object Classification (O)</b>			
<b><u>Direct obligations:</u></b>			
11.1 Full-time permanent	5	5	5
12.1 Civilian personnel benefits	2	2	2
25.1 Advisory and assistance services	1	1	1
25.2 Other services from non-Federal sources	1	1	1
25.3 Other goods and services from Federal sources	3	3	3
32.0 Land and structures	4	4	4
41.0 Grants, subsidies, and contributions	809	852	910
99.9 Total new obligations, unexpired accounts	825	868	926

<b>Employment Summary (Q)</b>			
1001 Direct civilian full-time equivalent employment	53	57	56

# Migratory Bird Conservation Account







## Appropriations Language

This activity does not require appropriations language, except for advances, which are not requested, as there is permanent authority as provided in the 81<sup>st</sup> Congress, Second Session—Chapter 896, Interior Appropriations Act, 1951, September 6, 1951 (64 Stat. 697) to use the receipts.

## Authorizing Statutes

**The Migratory Bird Conservation Act**, as amended (16 U.S.C. 715-715d, 715e, 715f-715r), established the Migratory Bird Conservation Commission (MBCC) to approve migratory bird areas that the Secretary of the Interior recommends for acquisition. The Act also authorizes the Secretary of the Interior to acquire MBCC-approved migratory bird areas.

**The Migratory Bird Hunting and Conservation Stamp Act**, as amended (16 U.S.C. 718a-718k), requires all waterfowl hunters 16 years of age or older to possess a Migratory Bird Hunting and Conservation Stamp, commonly known as a Duck Stamp, while waterfowl hunting. Funds from the sale of Duck Stamps are deposited in a special treasury account known as the Migratory Bird Conservation Fund (MBCF) established by this Act. The Act also authorizes the Secretary of the Interior to use funds from the MBCF to acquire waterfowl production areas. The 2014 amendment to the Act (Pub. L. 113-264) increased the price of the Federal Duck Stamp from \$15 to \$25, with the \$10 increase dedicated to the acquisition of conservation easements.

**The Wetlands Loan Act**, (16 U.S.C. 715k-3 - 715k-5), authorizes the appropriation of advances (not to exceed \$200 million, available until expended) to accelerate acquisition of migratory waterfowl habitat, and requires the Secretary of the Interior, acting through the Service Director, to obtain the approval of the State's Governor or the appropriate State agency to acquire land in the State with MBCF monies. To date, \$197,439,000 has been appropriated under this authority. Funds appropriated under the Wetlands Loan Act are merged with receipts from sales of Duck Stamps and other sources and made available for acquisition of migratory bird habitat under provisions of the Migratory Bird Conservation Act, as amended, or the Migratory Bird Hunting and Conservation Stamp Act, as amended.

**The National Wildlife Refuge System Administration Act**, as amended (16 U.S.C. 668dd-668ee), requires payment of fair market value for any right-of-way granted over, across, through, or under National Wildlife Refuge System lands. These payments are deposited into the MBCF.

**The Emergency Wetlands Resources Act**, as amended (Pub. L. 99-645; 100 Stat. 3582), provides for: (1) an amount equal to the amount of all import duties collected on arms and ammunition to be paid quarterly into the MBCF, and (2) removal of the repayment provision of the Wetlands Loan Act (Pub. L. 87-383).

**Appropriation: Migratory Bird Conservation Account**

	2017 Actual	2018 Estimate	2019				Change from 2018 (+/-)
			Fixed Costs (+/-)	Internal Transfers (+/-)	Program Changes (+/-)	Budget Request	
Land Acquisition: Fee, Easements, and Leases (\$000)	81,817	70,525	0	0	+3,494	74,020	+3,494
U.S. Postal Service Duck Stamp Printing and Sales Costs (\$000)	494	600	0	0	0	600	0
<b>Total, Migratory Bird Conservation Account FTE</b>	<b>82,311 69</b>	<b>71,125 69</b>	<b>0 0</b>	<b>0 0</b>	<b>+3,494 -7</b>	<b>74,620 62</b>	<b>+3,494 -7</b>

\*The amounts presented in 2017 and 2018 include sequestration in accordance with section 251(a) of the Balanced Budget and Emergency Deficit Control Act, 2 U.S.C. 901(a). In addition, the amounts in 2017, 2018 and 2019 include amounts previously sequestered, which are now available in accordance with said Act.

The Migratory Bird Conservation Fund (MBCF) supports America's conservation legacy and its tradition of migratory bird hunting. The MBCF is a sportsmen and waterfowl enthusiast-funded account that provides the Secretary of the Interior (Secretary) with monies to acquire important waterfowl habitat for the National Wildlife Refuge System under the authority of the *Migratory Bird Conservation Act* and the *Migratory Bird Hunting and Conservation Stamp Act*.

The *Migratory Bird Conservation Act* established the Migratory Bird Conservation Commission (MBCC), which oversees MBCF expenditures. The MBCC is chaired by the Secretary and includes four members of Congress. Since 1935, the MBCC has approved proposals to establish or expand more than 240 national wildlife refuges using the MBCF. These national wildlife refuges now account for 75% of all refuge visits for waterfowl hunting and migratory bird hunting, 52% of all refuge visits for fishing, and 44% of all refuge visits for wildlife observation.



*The MBCF is a sportsmen and waterfowl enthusiast-supported fund. Wetland areas acquired using MBCF monies improve or expand public opportunities for migratory bird hunting. Credit: USFWS.*

All proposed MBCF land acquisitions for National Wildlife Refuges must be approved by the MBCC, and the MBCC only considers such proposals in a State after:

- The State's legislature has consented by law to acquisition by the United States (16 U.S.C. 715f);
- The Secretary, acting through the Director of the U.S. Fish and Wildlife Service, has consulted with the affected county or other unit of local government and with the State's Governor or the appropriate State agency, about the proposed land acquisition (16 U.S.C. 715c); and
- The State's Governor or his/her designee has approved the acquisition (16 U.S.C. 715k-5).

There are two major sources of funds deposited into the MBCF account. The best-known source is the revenue received from the sale of Migratory Bird Hunting and Conservation Stamps, commonly known as Duck Stamps, as provided for under the *Migratory Bird Hunting and Conservation Stamp Act*. In accordance with the *Federal Duck Stamp Act of 2014*, all amounts in excess of \$15 received from the sale of each Duck Stamp can be used only for conservation easement acquisition. The other major funding source is import duties collected on arms and ammunition, as provided for under the *Emergency Wetlands Resources Act*. The MBCF is further supplemented by



*Sales of Duck Stamps and import duties on arms and ammunition are the major sources of funding for the MBCF. Credit: USFWS.*

payments for rights-of-way granted across refuge lands, and any proceeds from refuge land disposals. State-reverted funds in the Federal Aid in Wildlife Restoration account are also used for MBCF purposes.

### **Budget Estimate**

The 2019 budget estimate for the Migratory Bird Conservation Fund is \$74,620,000 and 62 FTE.

<b>Standard Form 300</b>			
<b>DEPARTMENT OF THE INTERIOR FISH AND WILDLIFE SERVICE MIGRATORY BIRD CONSERVATION ACCOUNT</b>			
<b>Program and Financing (in millions of dollars)</b>	<b>2017</b>	<b>2018</b>	<b>2019</b>
<b>Identification Code 010-18-14-5137</b>	<b>Actual</b>	<b>Estimate</b>	<b>Estimate</b>
<b>Special and Trust Fund Receipt (N)</b>			
0100 Balance, start of year	4	6	5
0198 Rounding Adjustment	1	0	0
0199 Balance, start of year	5	6	5
Receipts:			
1110 Migratory Bird Hunting Stamps [010-00-513710-0-000000]	39	36	36
1110 Custom Duties on Arms and Ammunition [010-00-513720-0-000000]	44	34	34
1999 Total receipts	83	70	70
2000 : Balances and receipts	88	76	75
Appropriations:			
2101 Migratory Bird Conservation Account [010-18-5137-0-1201]	-83	-70	-70
2103 Migratory Bird Conservation Account [010-18-5137-0-1203]	-5	-6	-5
2132 Migratory Bird Conservation Account [010-18-5137-0-1232]	6	5	0
2999 Total Appropriations	-82	-71	-75
5099 Balance, end of year	6	5	0
<b>Combined Schedule (X)</b>			
<b>Obligations by program activity:</b>			
0001 Printing and Sale of Duck Stamps	1	1	1
0002 Acquisition of Land and Easements	85	74	74
0900 Total new obligations, unexpired accounts	86	75	75
<b>Budgetary resources:</b>			
Unobligated balance:			
1000 Unobligated balance brought forward, Oct 1	9	5	1
1021 Recoveries of prior year unpaid obligations	0	0	0
1050 Unobligated balance (total)	9	5	1
Budget authority:			
Appropriations, mandatory:			
1201 Appropriation (special or trust fund)	83	70	70
1203 Appropriation (previously unavailable)	5	6	5
1232 Appropriations and/or unobligated balance of appropriations temporarily reduced	-6	-5	0
1260 Appropriations, mandatory (total)	82	71	75
1930 Total budgetary resources available	91	76	76
Memorandum (non-add) entries:			
1941 Unexpired unobligated balance, end of year	5	1	1
<b>Change in obligated balance:</b>			
Unpaid obligations:			
3000 Unpaid obligations, brought forward, Oct 1	22	43	41
3010 New obligations, unexpired accounts	86	75	75
3020 Outlays (gross)	-65	-77	-78
3040 Recoveries of prior year unpaid obligations, unexpired	0	0	0
3050 Unpaid obligations, end of year	43	41	38
Memorandum (non-add) entries:			
3100 Obligated balance, start of year	22	43	41
3200 Obligated balance, end of year	43	41	38
<b>Budget authority and outlays, net:</b>			
Mandatory:			
4090 Budget authority, gross	82	71	75

Standard Form 300 DEPARTMENT OF THE INTERIOR FISH AND WILDLIFE SERVICE MIGRATORY BIRD CONSERVATION ACCOUNT			
Program and Financing (in millions of dollars) Identification Code 010-18-14-5137	2017 Actual	2018 Estimate	2019 Estimate
Outlays, gross:			
4100 Outlays from new mandatory authority	49	45	45
4101 Outlays from mandatory balances	16	32	33
4110 Outlays, gross (total)	65	77	78
4160 Budget authority, net (mandatory)	82	71	75
4170 Outlays, net (mandatory)	65	77	78
4180 Budget authority, net (total)	82	71	75
4190 Outlays, net (total)	65	77	78
<b>Object Classification (O)</b>			
<b>Direct obligations:</b>			
11.1 Full-time permanent	6	5	5
12.1 Civilian personnel benefits	2	2	2
25.2 Other services from non-Federal sources	1	1	1
25.3 Other goods and services from Federal sources	2	1	1
32.0 Land and structures	75	66	66
99.9 Total new obligations, unexpired accounts	86	75	75
<b>Employment Summary (Q)</b>			
1001 Direct civilian full-time equivalent employment	69	62	62

This page intentionally left blank.

# Recreation Fee Program







### **Appropriations Language**

The budget proposes to permanently reauthorize the Federal Lands Recreation Enhancement Act, which expires in September 2019. As a precaution, the budget also proposes appropriations language to provide a two-year extension of FLREA through September 2021.

### **Authorizing Statutes**

***Federal Lands Recreation Enhancement Act*** (16 U.S.C. 6801-6814). The Federal Lands Recreation Enhancement Act (FLREA) provides the authority to establish, modify, charge, and collect recreation fees at Federal recreation land and waters. The Act seeks to improve recreational facilities and visitor opportunities and services on Federal recreational lands by reinvesting receipts from fair and consistent recreational fees and pass sales. The 2019 budget proposes legislation to permanently authorize the Federal Lands Recreation Enhancement Act, which will expire on September 30, 2019. Permanent authorization of FLREA will further the Secretary's priority of generating additional revenues to support DOI and National interests by ensuring that recreation fees collected on national wildlife refuges are reasonable and targeted to achieve cost recovery.

**Appropriation: Federal Lands Recreation Fee Program**

		2017 Actual	2018 Estimate	2019			Change from 2017 Estimate (+/-)
				Fixed Costs & Related Changes (+/-)	Program Changes (+/-)*	Budget Request	
Federal Lands Recreation Fee Program	(\$000)	6,859	5,103	0	+63	5,166	+63
	FTE	31	23	0	0	23	0

\*The amount presented in 2017 and 2018 includes the sequestration in accordance with Sec. 251A of the BBDECA, 2 U.S.C 901a. In addition, the amounts in 2017, 2018, and 2019 include amounts previously sequestered, which are now available in accordance with said Act.

**Program Mission**

The intent of the Federal Lands Recreation Fee Program is to provide an additional revenue source for “repair, maintenance, and facility enhancement related directly to visitor enjoyment, visitor access, and health and safety; interpretation, visitor information, visitor service, visitor needs assessments, and signs; habitat restoration directly related to wildlife-dependent recreation that is limited to hunting, fishing, wildlife observation, or photography; law enforcement related to public use and recreation; direct operating or capital costs associated with the Recreation Fee Program; and a fee management agreement established under section 6(a) or a visitor reservation service.” [From FLREA, 16 U.S.C. 6803(c)].

**Program Overview**

The Recreation Fee Program, authorized through September 30, 2019, allows the collection of entrance, expanded amenity, and special recreation permit fees on Federal lands and waters managed by the Department of the Interior, such as National Wildlife Refuges. The Service returns at least 80 percent of the collections to the specific refuge site of collection to offset program costs and enhance visitor facilities and programs. The Service has more than 166 approved Recreation Fee Program sites. An additional 28 National Fish Hatchery, Ecological Service offices, or other refuge sites also sell the National Parks & Federal Recreational Lands Annual Pass to improve pass availability for the public in certain regions. The Service’s Recreation Fee Program expects to collect approximately \$5,100,000 in FY 2018 and FY 2019 under FLREA authority.

The FLREA did not change the Federal Duck Stamp program, which will continue to provide current stamp holders with free entry to Service entrance fee sites.



*The Recreation Fee Program supports the Big Oaks National Wildlife Refuge, IN, annual youth deer hunt and workshop.  
Credit: USFWS*

# RECREATION FEE PROGRAM

(in thousands of dollars)

Bureau	2017 Actual	2018 Estimate	2019 Estimate
<b>FISH AND WILDLIFE SERVICE</b>			
Unobligated Balance Brought Forward and Recoveries.....	8,227	9,329	8,345
Plus: Fee Revenues.....	6,955	5,103	5,166
America the Beautiful Pass.....	[1819]	[960]	[500]
Less: Funds Obligated.....	-5,853	-6,162	-6,410
Unobligated Balance.....	9,329	8,270	7,101
Total Expenditures (outlays).....	5,879	6,000	6,000
<i>Obligations by Type of Project</i>			
Asset Repair and Maintenance			
Facilities Routine and Annual Maintenance.....	1,143	1,087	1,152
Facilities Capital Improvements Health and Safety.....	755	685	814
Facilities Deferred Maintenance.....	100	205	220
Subtotal, Asset Repair and Maintenance.....	1,998	1,977	2,186
Interpretation and Visitor Services.....	2,028	2,150	2,100
Habitat Restoration.....	145	221	348
Law Enforcement.....	423	531	464
Direct Operation Costs - Cost of Collection.....	675	832	850
Fee Management Agreement and Reservation Services.....	72	72	83
Administration, Overhead, and Indirect Costs.....	512	379	379
Total Obligations.....	5,853	6,162	6,410

<b>Standard Form 300</b>  <b>DEPARTMENT OF THE INTERIOR</b> <b>FISH AND WILDLIFE SERVICE</b> <b>RECREATION ENHANCEMENT FEE PROGRAM</b>			
<b>Program and Financing (in millions of dollars)</b>	<b>2017</b>	<b>2018</b>	<b>2019</b>
<b>Identification Code 010-18-14-5252</b>	<b>Actual</b>	<b>Estimate</b>	<b>Estimate</b>
<b>Special and Trust Receipts (N)</b>			
0100 Balance, start of year	0	0	0
<b>Receipts:</b>			
1130 Recreation Enhancement Fee, FWS [010-00-525210-0-200403]	7	5	5
2000 Total: Balances and receipts	7	5	5
<b>Appropriations:</b>			
2101 Recreation Enhancement Fee, FWS [010-18-5252-0-1201]	-7	-5	-5
5099 Balance, end of year	0	0	0

<b>Standard Form 300</b>			
<b>DEPARTMENT OF THE INTERIOR FISH AND WILDLIFE SERVICE RECREATION ENHANCEMENT FEE PROGRAM</b>			
<b>Combined Schedule (X)</b>			
<b>Obligations by program activity:</b>			
0001 Recreation Enhancement Fee Program	6	6	6
0900 Total new obligations	6	6	6
<b>Budgetary resources:</b>			
Unobligated balance:			
1000 Unobligated balance brought forward, Oct 1	8	9	8
1050 Unobligated balance (total)	8	9	8
Budget authority:			
Appropriations, mandatory:			
1201 Appropriation (special or trust fund)	7	5	5
1260 Appropriations, mandatory (total)	7	5	5
1930 Total budgetary resources available	15	14	13
Memorandum (non-add) entries:			
1941 Unexpired unobligated balance, end of year	9	8	7
<b>Change in obligated balance:</b>			
Unpaid obligations:			
3000 Unpaid obligations, brought forward, Oct 1	2	2	2
3010 New obligations, unexpired accounts	6	6	6
3020 Outlays (gross)	-6	-6	-6
3050 Unpaid obligations, end of year	2	2	2
Memorandum (non-add) entries:			
3100 Obligated balance, start of year	2	2	2
3200 Obligated balance, end of year	2	2	2
<b>Budget authority and outlays, net:</b>			
Mandatory:			
4090 Budget authority, gross	7	5	5
Outlays, gross:			
4100 Outlays from new mandatory authority	4	3	3
4101 Outlays from mandatory balances	2	3	3
4110 Outlays, gross (total)	6	6	6
4160 Budget authority, net (mandatory)	7	5	5
4170 Outlays, net (mandatory)	6	6	6
4180 Budget authority, net (total)	7	5	5
4190 Outlays, net (total)	6	6	6
<b>Program and Financing (in millions of dollars)</b>			
<b>Identification Code 010-18-14-5252</b>	<b>2017 Actual</b>	<b>2018 Estimate</b>	<b>2019 Estimate</b>
<b>Object Classification (O)</b>			
<b>Direct obligations:</b>			
11.1 Full-time permanent	1	1	1
11.3 Other than full-time permanent	1	1	1
11.9 Total personnel compensation	2	2	2
12.1 Civilian personnel benefits	1	1	1
25.2 Other services from non-Federal sources	1	1	1
25.3 Other goods and services from Federal sources	1	1	1
26.0 Supplies and materials	1	1	1
99.0 Subtotal, obligations, Direct obligations	4	4	4
99.9 Total new obligations, unexpired accounts	6	6	6
<b>Employment Summary (Q)</b>			
1001 Direct civilian full-time equivalent employment	31	23	23

# Contributed Funds





## Appropriations Language

Activities funded from this account do not require appropriation language since there is permanent authority to use the receipts.

## Authorizing Statutes

**Fish and Wildlife Coordination Act** (16 U.S.C. 661-668). This Act authorized the Secretary of the Interior to accept donations of land and contributed funds in furtherance of the purposes of the Act.

**Fish and Wildlife Act of 1956** (16 U.S.C. 743b-7421). This Act authorizes loans for commercial fishing vessels; investigations of fish and wildlife resources; and cooperation with other agencies. The Service is also authorized to accept donations of real and personal property. P.L. 105-242 amended this act to authorize cooperative agreements with nonprofit organizations, academic institutions, or State and local governments to construct, operate, maintain, or improve refuge facilities and services, and to promote volunteer outreach and education programs. Funds contributed by partners from sales and gifts must be deposited in a separate account in the treasury.

**Land and Water Conservation Fund Act** (16 U.S.C. 4601-1h). This Act authorizes donations of fund, property, and personal services or facilities for the purposes of the Act.

**National Wildlife Refuge System Volunteer and Community Partnership Act** (16 U.S.C. 742). Authorizes cooperative agreements with nonprofit partner organizations, academic institutions, or State and local governments to construct, operate, maintain, or improve refuge facilities and services, and to promote volunteer, outreach, and education programs.

**National Fish Hatchery System Volunteer Act** (120 STAT 2058-2061). Authorizes cooperative agreements with nonprofit partner organizations, academic institutions, or State and local governments to promote the stewardship of resources through biological monitoring or research; to construct, operate, maintain, or improve hatchery facilities, habitat and services, and to promote volunteer, outreach, and education programs.




**Appropriation: Contributed Funds**

		2017 Actual	2018 CR Baseline	2019				Change from 2018 (+/-)
				Fixed Costs (+/-)	Internal Transfers (+/-)	Program Changes (+/-)	Budget Request	
Contributed Funds	(\$000)	5,042	5,000	0	0	0	5,000	0
	FTE	18	15	0	0	0	15	0

The Service accepts unsolicited contributions from other governments, private organizations, and individuals. Once collected, the funds are used to support a variety of fish and wildlife conservation projects that contribute to fulfillment of DOI goals and the Service’s mission.

Contributions are difficult to accurately forecast due to external events. In recent years, annual contributions have ranged from approximately \$3.7 million in FY 2014 to \$5.0 million in FY 2017.



*Left: Swan Lake Waterfowl Production Area at Litchfield Wetland Management District in Minnesota prior to tree removal. Right: Swan Lake Waterfowl Production area after project funded with Contributed Funds to remove undesirable trees and restore migratory bird habitat. Credit: Scott Glup, USFWS.*



<b>Standard Form 300</b>				
<b>DEPARTMENT OF THE INTERIOR FISH AND WILDLIFE SERVICE CONTRIBUTED FUNDS</b>				
<b>Program and Financing (in millions of dollars)</b>	<b>2017</b>	<b>2018</b>	<b>2019</b>	
<b>Identification Code: 010-18-14-8216</b>	<b>Actual</b>	<b>Estimate</b>	<b>Estimate</b>	
<b>Special and Trust Fund Receipt (N)</b>				
0100 Balance, start of year	0	0	0	
Receipts:				
1130 Deposits, Contributed Funds FWS [010-00-821610-0-	5	5	5	
2000 Total: Balances and receipts	5	5	5	
Appropriations:				
2101 Contributed Funds [010-18-8216-0-1201]	-5	-5	-5	
5999 Balance, end of year	0	0	0	
<b>Combined Schedule (X)</b>				
<b><u>Obligations by program activity:</u></b>				
0001 Contributed Funds	4	5	5	
0900 Total new obligations, unexpired accounts	4	5	5	
<b><u>Budgetary resources:</u></b>				
Unobligated balance:				
1000 Unobligated balance brought forward, Oct 1	8	9	9	
1050 Unobligated balance (total)	8	9	9	
Budget authority:				
Appropriations, mandatory:				
1201 Appropriation (special or trust fund)	5	5	5	
1260 Appropriations, mandatory (total)	5	5	5	
1930 Total budgetary resources available	13	14	14	
Memorandum (non-add) entries:				
1941 Unexpired unobligated balance, end of year	9	9	9	
<b><u>Change in obligated balance:</u></b>				
Unpaid obligations:				
3000 Unpaid obligations, brought forward, Oct 1	3	2	2	
3010 New obligations, unexpired accounts	4	5	5	
3020 Outlays (gross)	-5	-5	-6	
3050 Unpaid obligations, end of year	2	2	1	
Memorandum (non-add) entries:				
3100 Obligated balance, start of year	3	2	2	
3200 Obligated balance, end of year	2	2	1	
<b><u>Budget authority and outlays, net:</u></b>				
Mandatory:				
4090 Budget authority, gross	5	5	5	

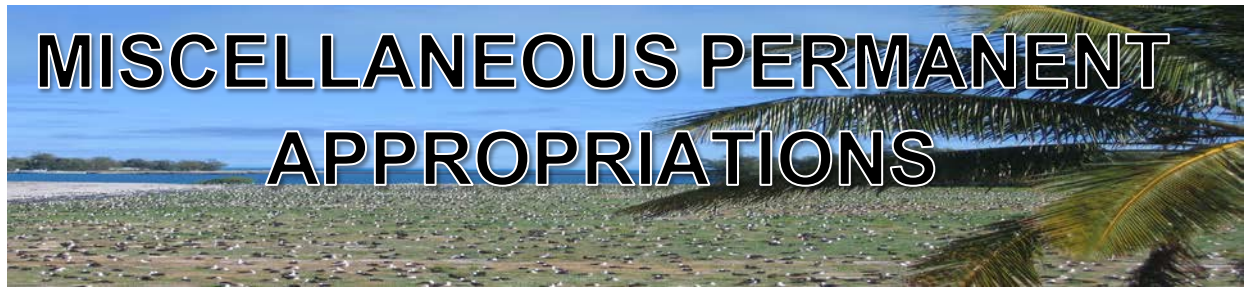
<b>Standard Form 300</b>			
<b>DEPARTMENT OF THE INTERIOR FISH AND WILDLIFE SERVICE CONTRIBUTED FUNDS</b>			
<b>Program and Financing (in millions of dollars)</b>	<b>2017</b>	<b>2018</b>	<b>2019</b>
<b>Identification Code: 010-18-14-8216</b>	<b>Actual</b>	<b>Estimate</b>	<b>Estimate</b>
Outlays, gross:			
4100 Outlays from new mandatory authority	1	1	1
4101 Outlays from mandatory balances	4	4	5
4110 Outlays, gross (total)	5	5	6
4160 Budget authority, net (mandatory)	5	5	5
4170 Outlays, net (mandatory)	5	5	6
4180 Budget authority, net (total)	5	5	5
4190 Outlays, net (total)	5	5	6

<b>Object Classification (O)</b>			
<b>Direct obligations:</b>			
11.1 Full-time permanent	1	1	1
11.3 Other than full-time permanent	1	1	1
25.2 Other services from non-Federal sources	1	2	2
41.0 Grants, subsidies, and contributions	1	1	1
99.9 Total new obligations, unexpired accounts	4	5	5

<b>Employment Summary (Q)</b>			
1001 Direct civilian full-time equivalent employment	18	15	15

# Miscellaneous Permanent Appropriations





### **Appropriations Language**

Activities funded from these mandatory spending accounts do not require appropriation language since they were authorized in previous years.

### **Authorizing Statutes**

**Department of the Interior and Related Agencies Appropriations Act, as amended**, (P.L. 98-473, section 320; 98 Stat. 1874). Provides that all rents and charges collected for quarters of agencies funded by the Act shall be deposited and remain available until expended for the maintenance and operation of quarters of that agency.

**Flood Control Act, as amended**, (16 U.S.C. 460d). Provides that receipts collected from the sales of timber and crops produced on U.S. Army Corps of Engineers land leased by another Federal agency for natural resources conservation may be used to cover expenses of producing these products and for managing the land for natural resource purposes.

**Truckee-Carson Pyramid Lake Water Rights Settlement Act**, (P.L. 101-618, section 206(f)), as amended by Department of the Interior and Related Agencies Appropriations Act for FY 1998, (P.L. 105-83). Authorizes certain revenues and donations from non-federal entities to be deposited into the Lahontan Valley and Pyramid Lake Fish and Wildlife Fund to support restoration and enhancement of wetlands in the Lahontan Valley and to restore and protect the Pyramid Lake fishery, including the recovery of two endangered or threatened species of fish. Payments to the Bureau of Reclamation for storage in Northern Nevada's Washoe Project that exceed the operation and maintenance costs of Stampede Reservoir are deposited into the Fund and are available without further appropriation, starting in FY 1996. Beginning in FY 1998, P.L. 105-83 provides that receipts from the sales of certain lands by the Secretary of the Interior are to be deposited into the Lahontan Valley and Pyramid Lake Fish and Wildlife Fund.

**Commercial Filming Fee**, (P.L. 113-287). This law authorizes a fee system for commercial filming activities on Federal land and to use the fees for expenditure by the Secretary, without further appropriation.

**Community Partnership Enhancement Act of 1998**, (16 U.S.C.742f). This act authorizes the cooperative agreements with nonprofit organizations, academic institutions, or State and local governments to construct, operate, maintain, or improve refuge facilities and services, and to promote volunteer outreach and education programs.

**Appropriation: Miscellaneous Permanent Appropriations**

		2017 Actual	2018 Annualized CR	2019			Change from 2018 (+/-)	
				Fixed Costs (+/-)	Internal Transfer s (+/-)	Program Changes (+/-)		Budget Request
Operations and Maintenance of Quarters	(\$000)	3,288	3,300	0	0	0	3,300	0
	FTE	4	3	0	0	0	3	0
Proceeds from Sales	(\$000)	225	225	0	0	0	225	0
	FTE	0	0	0	0	0	0	0
Lahontan Valley & Pyramid Lake Fish and Wildlife Fund	(\$000)	400	550	0	0	0	550	0
	FTE	0	0	0	0	0	0	0
Film and Photography Fee Program	(\$000)	0	75	0	0	0	75	0
	FTE	0	0	0	0	0	0	0
Community Partnership Enhancement	(\$000)	3	100	0	0	0	100	0
	FTE	0	0	0	0	0	0	0
<b>Total, Miscellaneous Permanent Appropriations</b>	<b>(\$000)</b>	<b>3,916</b>	<b>4,250</b>	<b>0</b>	<b>0</b>	<b>0</b>	<b>4,250</b>	<b>0</b>
	<b>FTE</b>	<b>4</b>	<b>3</b>	<b>0</b>	<b>0</b>	<b>0</b>	<b>3</b>	<b>0</b>

**Operations and Maintenance of Quarters**

The Operations and Maintenance of Quarters (Quarters) Account uses receipts from the rental of Service quarters to pay for maintenance and operation of those quarters. Certain circumstances, including a lack of off-site residences and site isolation, require Service personnel to occupy government-owned quarters. Such work includes protecting fish hatchery stock (e.g. maintaining water flow to fish rearing ponds during freezing temperatures), monitoring water management facilities, ensuring the health and welfare of visitors, responding to fires and floods, and protecting government property.

**Proceeds From Sales, Water Resources Development Projects**

As described in 16 U.S.C. 460(d), receipts collected from the sale of timber and crops from Refuge System lands leased or licensed from the Department of the Army may be used to pay the costs of production of the timber and crops and for managing wildlife habitat. Twenty-three National Wildlife Refuges were established as overlay projects on U.S. Army Corps of Engineers land, and they are administered in accordance with cooperative agreements. The agreements provide that timber and grain may be harvested and sold with the receipts returned for development, conservation, maintenance, and utilization of such lands. The Service has used these funds in the past for soil amendments; road construction and repairs; and ditch and fence construction and maintenance. These expenses cannot exceed the receipt amounts deposited as proceeds from sales.

**Lahontan Valley and Pyramid Lake Fish and Wildlife Fund**

Pursuant to the Truckee-Carson Pyramid Lake Water Rights Settlement Act of 1990, the Lahontan Valley and Pyramid Lake Fish and Wildlife Fund receives revenues and donations from non-Federal parties to support the restoration and enhancement of wetlands in the Lahontan Valley and to restore and protect the Pyramid Lake fishery. Payments received from the Bureau of Reclamation's Washoe and Truckee Storage Projects in excess of operation and maintenance costs for Stampede Reservoir are available without further appropriation. Donations made for express purposes and State cost-sharing funds are

available without further appropriation. The Secretary is also authorized to deposit proceeds from the sale of certain lands, interests in lands, and water rights into the Fund.

**Film and Photography Fee Program**

Congress provided authority for the Service to require permits and establish reasonable fees for commercial filming activities and certain still photography activities under Service jurisdiction. It requires all four bureaus involved—the Service, National Park Service, Bureau of Land Management, and U.S. Forest Service—to develop and implement a consistent fee schedule. To date, the four bureaus have revised the draft fee schedule after a public comment period, and the final fee schedule has not yet been published. Once the Service is able to charge and collect these fees, all costs recovered under this Act shall be available for expenditures by the Secretary, without further appropriation, at the site where collected, and shall remain available until expended.



*Bear and salmon research volunteers hike to a remote wildlife camera for maintenance and data collection in the Mountain-Prairie Region.*

*Credit: Lisa Hupp/USFWS*

**Community Partnership Enhancement**

The Community Partnership fund was established to encourage volunteer programs, donations, and other contributions by persons or organizations for the benefit of a particular wildlife refuge or complex. The partnership between a refuge or complex and non-federal organizations may promote public awareness of the resources of the Refuge System and public participation in the conservation of resources. Partnerships may be in the form of a non-profit organization (as described in section 501(c)(3) of the Internal Revenue Code of 1986 and is exempt from taxation under section 501(a) of that Code), academic institution, or State or local government agency to carry out projects or programs for a refuge or refuge complex.

Funds may be used to promote education and the conservation of fish, wildlife, plants, and cultural and historical resources on a refuge or refuge complex.

<b>Standard Form 300</b>			
<b>DEPARTMENT OF THE INTERIOR</b>			
<b>FISH AND WILDLIFE SERVICE</b>			
<b>MISCELLANEOUS PERMANENT APPROPRIATIONS</b>			
<b>Program and Financing (in millions of dollars)</b>	<b>2017</b>	<b>2018</b>	<b>2019</b>
<b>Identification Code 010-18-14-9927</b>	<b>Actual</b>	<b>Estimate</b>	<b>Estimate</b>
<b>Special and Trust Fund Receipt (N)</b>			
0100 Balance, start of year	0	0	0
<b>Receipts:</b>			
1130 Rent and Charges for Quarters, Fish and Wildlife Service [010-00-505010-0-200403]	4	4	4
2000 Total: Balances and Receipts	4	4	4
<b>Appropriations:</b>			
2101 Miscellaneous Permanent Appropriations [010-18-9927-0-1201]	-4	-4	-4
5099 Balance, end of year	0	0	0

<b>Standard Form 300</b>			
<b>DEPARTMENT OF THE INTERIOR</b>			
<b>FISH AND WILDLIFE SERVICE</b>			
<b>MISCELLANEOUS PERMANENT APPROPRIATIONS</b>			
<b>Combined Schedule (X)</b>			
<b>Obligations by program activity:</b>			
0001	Miscellaneous Permanents	4	4
0900	Total new obligations, unexpired accounts	4	4
<b>Budgetary resources:</b>			
Unobligated balance:			
1000	Unobligated balance brought forward, Oct 1	9	9
1050	Unobligated balance (total)	9	9
Budget authority:			
Appropriations, mandatory:			
1201	Appropriation (special or trust fund)	4	4
1260	Appropriations, mandatory (total)	4	4
1930	Total budgetary resources available	13	13
Memorandum (non-add) entries:			
1941	Unexpired unobligated balance, end of year	9	9
<b>Change in obligated balance:</b>			
Unpaid obligations:			
3000	Unpaid obligations, brought forward, Oct 1	1	1
3010	New obligations, unexpired accounts	4	4
3020	Outlays (gross)	-4	-5
3050	Unpaid obligations, end of year	1	0
Memorandum (non-add) entries:			
3100	Obligated balance, start of year	1	1
3200	Obligated balance, end of year	1	0
<b>Budget authority and outlays, net:</b>			
Mandatory:			
4090	Budget authority, gross	4	4
Outlays, gross:			
4100	Outlays from new mandatory authority	2	2
4101	Outlays from mandatory balances	2	3
4110	Outlays, gross (total)	4	5
4160	Budget authority, net (mandatory)	4	4
4170	Outlays, net (mandatory)	4	5
4180	Budget authority, net (total)	4	4
4190	Outlays, net (total)	4	5
<b>Object Classification (O)</b>			
<b>Direct obligations:</b>			
25.2	Other services from non-Federal sources	1	1
25.4	Operation and maintenance of facilities	1	1
26.0	Supplies and materials	1	1
41.0	Land and structures	1	1
99.0	Subtotal, obligations, unexpired accounts	4	4
<b>Employment Summary (Q)</b>			
1001	Direct civilian full-time equivalent employment	4	3



# Administrative Provisions and Legislative Proposals



## Administrative Provisions

The United States Fish and Wildlife Service may carry out the operations of Service programs by direct expenditure, contracts, grants, cooperative agreements and reimbursable agreements with public and private entities. Appropriations and funds available to the United States Fish and Wildlife Service shall be available for repair of damage to public roads within and adjacent to reservation areas caused by operations of the Service; options for the purchase of land at not to exceed \$1 for each option; facilities incident to such public recreational uses on conservation areas as are consistent with their primary purpose; and the maintenance and improvement of aquaria, buildings, and other facilities under the jurisdiction of the Service and to which the United States has title, and which are used pursuant to law in connection with management, and investigation of fish and wildlife resources: *Provided*, That notwithstanding 44 U.S.C. 501, the Service may, under cooperative cost sharing and partnership arrangements authorized by law, procure printing services from cooperators in connection with jointly produced publications for which the cooperators share at least one-half the cost of printing either in cash or services and the Service determines the cooperator is capable of meeting accepted quality standards: *Provided further*, That the Service may accept donated aircraft as replacements for existing aircraft: *Provided further*, That the Secretary may recover costs for response, assessment, and damages to Service resources from the unauthorized actions of private parties, including non-compliance with Service-issued permits, or for costs as otherwise provided by Federal, State, or local law, regulation, or court order as a result of the destruction, loss of, or injury to any living or non-living Service resource: *Provided further*, That the damages described in the previous provision shall include the following: 1) compensation for the cost of replacing, restoring, or acquiring the equivalent of the damaged Service resource; and 2) the value of any significant loss of use of a Service resource pending its restoration, replacement, or acquisition of an equivalent resource; or 3) the value of the Service resource in the event the resource cannot be replaced, restored, or an equivalent acquired: *Provided further*, That response costs as described in the previous provision shall include the following actions: 1) to prevent, minimize, or abate destruction or loss of, or injury to, a Service resource; 2) to abate or minimize the imminent risk of such destruction, loss, or injury; or 3) to monitor the ongoing effects of any incident causing such destruction, loss, or injury: *Provided further*, That any instrumentality, including but not limited to a vessel, vehicle, aircraft, or other equipment or mechanism that destroys, causes the loss of, or injures any living or non-living Service resource or which causes the Secretary to undertake actions to prevent, minimize, or abate destruction, loss of, injury, or risk to such resource shall be liable in rem to the United States for response costs and damages resulting from such destruction, loss, injury, or risk to the same extent as a person is liable: *Provided further*, That in addition to any other authority to accept donations, the Secretary may accept donations of money or services to meet expected, immediate, or ongoing response costs and damages; response and assessment costs and damages recovered by the Secretary and donations received under this provision shall be available to the Secretary, without further appropriation, and shall remain available until expended, for response costs and damage assessments conducted; for restoration, replacement, or acquisition of the equivalent Service resources; or for monitoring and studying Service resources, and shall be managed under the Natural Resource Damage Assessment and Restoration Fund as per 43 U.S.C. 1474b-1.

Note.—A full-year 2018 appropriation for this account was not enacted at the time the budget was prepared; therefore, the budget assumes this account is operating under the Further Continuing Appropriations Act, 2017 (P.L. 114–254). The amounts included for 2018 reflect the annualized level provided by the continuing resolution.

## Justification of Language Change

Addition of the following wording:

*Provided further, That the Secretary may recover costs for response, assessment, and damages to Service resources from the unauthorized actions of private parties, including non-compliance with Service-issued permits, or for costs as otherwise provided by Federal, State, or local law, regulation, or court order as a result of the destruction, loss of, or injury to any living or non-living Service resource: Provided further, That the damages described in the previous provision shall include the following: 1) compensation for the cost of replacing, restoring, or acquiring the equivalent of the damaged Service resource; and 2) the value of any significant loss of use of a Service resource pending its restoration, replacement, or acquisition of an equivalent resource; or 3) the value of the Service resource in the event the resource cannot be replaced, restored, or an equivalent acquired: Provided further, That response costs as described in the previous provision shall include the following actions: 1) to prevent, minimize, or abate destruction or loss of, or injury to, a Service resource; 2) to abate or minimize the imminent risk of such destruction, loss, or injury; or 3) to monitor the ongoing effects of any incident causing such destruction, loss, or injury: Provided further, That any instrumentality, including but not limited to a vessel, vehicle, aircraft, or other equipment or mechanism that destroys, causes the loss of, or injures any living or non-living Service resource or which causes the Secretary to undertake actions to prevent, minimize, or abate destruction, loss of, injury, or risk to such resource shall be liable in rem to the United States for response costs and damages resulting from such destruction, loss, injury, or risk to the same extent as a person is liable: Provided further, That in addition to any other authority to accept donations, the Secretary may accept donations of money or services to meet expected, immediate, or ongoing response costs and damages; response and assessment costs and damages recovered by the Secretary and donations received under this provision shall be available to the Secretary, without further appropriation, and shall remain available until expended, for response costs and damage assessments conducted; for restoration, replacement, or acquisition of the equivalent Service resources; or for monitoring and studying Service resources, and shall be managed under the Natural Resource Damage Assessment and Restoration Fund as per 43 U.S.C. 1474b-1.*

This change adds language to provide the Service with the authority, similar to that of the National Park Service and the National Oceanic and Atmospheric Administration, to seek compensation from responsible parties whose unauthorized actions injure or destroy Service resources. Under current law, when Service resources are injured or destroyed, the costs of repair and restoration falls upon the appropriated budget for the affected field station or office, often at the expense of other Service programs. Competing priorities can leave Service resources languishing until the field station or office obtains appropriations from Congress to address the injury. This delay may result in more intensive injuries, higher costs of future redress of the injury, and long-term degradation of publicly-owned Service resources.

The public expects that Service resources, and the broad range of activities they support, will be available for future generations. This provision would allow persons responsible for harm—not taxpayers—to pay for any injury they cause. Unlike some other land management agencies, the Service only has criminal penalties (fines) for those injuries occurring on Service property. In most cases, the injuries far exceed any fines recovered by the United States Government. With this authority, the recovery of damages for injury to Service resources would be used to reimburse assessment costs; prevent or minimize the risk of loss; monitor ongoing effects, and/or use those funds to restore, replace, or acquire resources equivalent to those injured or destroyed.

Recent data on damages to Service resources demonstrates the importance of this authority. For 2015, 2016, and 2017, the National Wildlife Refuge System documented over 76,000 incidents of trespass, arson and vandalism, with a total cost estimate of \$1.1 million of unrecovered damages. These damages represent the actual or estimated value of damaged property and do not include recovery and replacement costs. In most instances, the cost of response, recovery, and replacement exceeds the value of the damaged property because it includes such costs as removal of damaged property, staff assessments for replacement, administrative and logistical costs, monitoring of recovery, and labor to replace damaged property. The Service estimates that these cost can exceed two to five times the actual costs of the damaged property. Absent the the requested authority, these costs are borne by appropriated NWRS Operations and Maintenance funding and not reimbursed by the third party that caused the damage.

Significant examples suitable for damage recovery under this provision include a case of illegally creating roads through Sequoyah Refuge, OK including burning acreage and damming a creek (estimated damages over \$175,000); arson at Kealia Pond Refuge, HI that destroyed the Kealia Coastal Boardwalk (estimated damages over \$125,000); trespass and illegal excavation of a pipeline at San Bernard Refuge, TX (estimated response and repair costs \$7.5 million); and abandonment of property on numerous refuges.

**Expiring Authorization Citation**

Bureau/Office Name	Fish and Wildlife Service
Program Name	Fish and Aquatic Conservation
Citation	16 USC 2801-2810; 94 Stat. 1198
Title of Legislation	National Aquaculture Development Act
Last Year of Authorization	2018
Amount Authorized	1,000,000
Appropriation in Last Year of Authorization (\$000)	\$210,000
BY Budget Request (\$000)	\$210,000
Explanation of Authorization Requirement for BY	None
Program Description	Directs the Secretary of Commerce, in consultation with Secretaries of Agriculture and Interior, to develop a National Aquaculture Development Plan to identify aquatic species that can be cultured on a commercial or other basis, and to set forth a program of necessary research, development, technical assistance, demonstration, education, and training services

This page intentionally left blank.

# Appendices





## Section 403 Compliance

**Purpose:** To fulfill legislative requirements for disclosure of program assessments used to support Government-wide, departmental, or agency initiatives or general operations. H. R. 244 / Public Law 115-31, Consolidated Appropriations Act, 2017:

*SEC. 403. The amount and basis of estimated overhead charges, deductions, reserves or holdbacks, including working capital fund and cost pool charges, from programs, projects, activities and subactivities to support government-wide, departmental, agency, or bureau administrative functions or headquarters, regional, or central operations shall be presented in annual budget justifications and subject to approval by the Committees on Appropriations of the House of Representatives and the Senate. Changes to such estimates shall be presented to the Committees on Appropriations for approval.*

Pursuant to the *Section 403* directive, the Service fully discloses its administrative costs as follows:

**REGIONAL COMMON PROGRAM SERVICES:** Each region has reported on common program services (shared costs) and direct charges. A few examples of these services include facilities management, safety initiatives, and circumstances where programs pay for specific administrative services.

**NON-RESOURCE MANAGEMENT USER-PAY COST SHARE:** Non-Resource Management Programs continue to pay annually for the administrative services they consume. The funding received from Non-Resource Management Programs supplements central, regional and Servicewide support operations. Specifically, the Non-Resource Management Programs pay for their actual use of communication services and Workers' Compensation. Other costs, such as Washington and Regional office administration and Service-wide costs, such as Unemployment Compensation are measured through FTE usage.

**WORKERS' COMPENSATION:** The Service has historically paid workers' compensation costs centrally through the Servicewide bill paying account. As a result, programs were not aware of the costs that result from employee injuries. Since FY 2015, workers' compensation costs have been charged to the applicable programs. The Service made this change to address an audit finding and provide incentive for programs to participate in the Department's Return to Work initiative.

**ENTERPRISE-WIDE SERVICES:** In order to provide the necessary level of funding for Enterprise-wide and Working Capital Fund Direct Bill services, the Service assesses its resource management programs for costs that can be directly tracked back to users. This includes software licenses, cell phone costs, personnel system costs, employee badges and the like.

**RESERVES:** The Service Director manages a deferred allocation fund of up to one-half of one percent of the current year Resource Management appropriation for each subactivity in excess of three million dollars. These management reserve funds are used for unanticipated requirements and are applied consistently with the original appropriation.

The Service strictly adheres to the policy that Congressional priorities must be funded in their entirety and are not subject to the deferred allocation or user-pay cost share.

Below shows administrative cost estimates for FYs 2018 and 2019:

	<b>Fiscal Year 2018</b>
<b>External Administrative Costs</b>	
WCF Centralized Billings	\$23,166,700
WCF Direct Billings/Fee for Service	\$13,613,400
<b>Program Assessments</b>	
Holdbacks, Reserves, and Deductions	\$7,547,307
<b>Bureau Administrative Costs/Central and Regional Operations</b>	
Regional Common Program Services	\$25,161,682
Non-Resource Management User-Pay Cost Share	\$8,989,117
Workers' Compensation	\$751,000
Enterprise-Wide Services	\$17,328,291
One-Time Security and IT Investments	\$13,250,000

	<b>Fiscal Year 2019</b>
<b>External Administrative Costs</b>	
WCF Centralized Billings	\$24,553,600
WCF Direct Billings/Fee for Service	\$13,914,500
<b>Program Assessments</b>	
Holdbacks, Reserves, and Deductions	\$6,130,645
<b>Bureau Administrative Costs/Central and Regional Operations</b>	
Regional Common Program Services	\$25,664,916
Non-Resource Management User-Pay Cost Share	\$9,046,446
Workers' Compensation	\$751,000
Enterprise-Wide Services	\$17,848,140

**Employee Count by Grade**  
(Total Employment)

	FY 2017 Actuals	FY 2018 Estimate	FY 2019 Estimate
Executive Level V .....	0	0	1
SES .....	21	21	21
<b>Subtotal .....</b>	<b>21</b>	<b>21</b>	<b>22</b>
SL - 00 .....	2	2	2
ST - 00 .....	0	0	0
<b>Subtotal .....</b>	<b>2</b>	<b>2</b>	<b>2</b>
GS/GM -15 .....	140	129	105
GS/GM -14 .....	586	554	502
GS/GM -13 .....	1,466	1,395	1,265
GS -12 .....	1,737	1,709	1,630
GS -11 .....	1,548	1,520	1,420
GS -10 .....	8	8	8
GS - 9 .....	996	1,005	955
GS - 8 .....	120	120	100
GS - 7 .....	568	588	575
GS - 6 .....	245	239	231
GS - 5 .....	543	530	520
GS - 4 .....	211	183	180
GS - 3 .....	74	75	75
GS - 2 .....	13	15	15
GS - 1 .....	2	3	3
<b>Subtotal .....</b>	<b>8,257</b>	<b>8,073</b>	<b>7,584</b>
Other Pay Schedule Systems .....	706	654	595
<b>Total employment (actuals &amp; estimates) .....</b>	<b>8,986</b>	<b>8,750</b>	<b>8,203</b>

DEPARTMENT OF THE INTERIOR U.S. FISH AND WILDLIFE SERVICE Allocations Received from Other Accounts						
Department Program	FY 2017 Actual		FY 2018 Estimate		FY 2019 Estimate	
	Budget Authority	Outlays	Budget Authority	Outlays	Budget Authority	Outlays
<b>Department of Agriculture:</b>						
Forest Pest Management 8550	0	224,676	0	95,000	0	0
Forest Pest Management (FY17/20) 8574	216,735	0	200,000	205,021	200,000	200,000
<b>Department of the Interior:</b>						
<i>Office of Natural Resource Damage Assessment and Restoration</i>						
Damage Assessment 8300	1,844,048	2,738,385	2,000,000	1,953,214	2,000,000	2,000,000
Restoration 9800	18,227,829	15,965,905	14,000,000	15,268,349	14,000,000	14,000,000
<i>Office of Wildland Fire Coordination</i>						
Wildland Fire Management	80,454,032	79,771,713	64,000,000	68,936,210	64,000,000	64,000,000
Disaster Relief - Hurricane Sandy (FY14/16)	0	20,882,609	0	4,765,788	0	0
<i>Bureau of Land Management</i>						
Central Hazardous Materials Fund	3,963,520	6,152,626	4,000,000	3,989,056	4,000,000	4,000,000
So. Nevada Public Lands Management	1,235,600	327,455	1,000,000	1,070,680	1,000,000	1,000,000
Energy Act - Permit Improvement	1,200,000	1,056,988	1,200,000	1,200,000	1,200,000	1,200,000
<b>Department of Transportation:</b>						
Federal Highway Administration-Discretionary	2,092,762	46,282	2,000,000	2,027,829	2,000,000	2,000,000
Federal Highway Administration-Mandatory	7,730,636	11,037,865	8,000,000	7,919,191	8,000,000	8,000,000
<b>TOTAL</b>	<b>116,965,163</b>	<b>138,204,504</b>	<b>96,400,000</b>	<b>107,430,337</b>	<b>96,400,000</b>	<b>96,400,000</b>